ENSTO

Enclosures and Components

North America

Better life.
With electricity.

Ensto USA

Ensto USA LLC is a supplier of electrical enclosures and components for a variety of demanding industrial applications. Our application areas are control and metering.

Our product offering includes indoor and outdoor enclosures and components such as terminal blocks and electrical connectors.

We work extensively in segments such as renewable energy, water treatment, oil & gas, offshore energy and automation. Ensto USA LLC's unparalleled service and logistics know-how ensure that our products are always available to our customers throughout North America efficiently and on-time. Moreover, our extensive background in a variety of industries enables us to work closely with customers to provide specific solutions to their particular applications.

Benefits Of Using Our Solutions

Reliable Long-Term Partner
Ensto is a financially solid family-owned company founded in 1958. We have modern production facilities and quality assured processes, offering excellent customer care.

Experienced Professionals
We are experts with over 50 years experience in industrial solutions. We have knowledge of solutions made for a wide range of applications in various environments and an excellent design team to support your processes.

Reliable And Fast Deliveries
You get our products when you need them. This brings cost-savings, helping you optimize your operations.

Reliable, Certified Products
Our solutions are designed and tested to serve a broad range of industrial applications, in diverse environments.

Products With Long Service Life
Thanks to their clever design, our enclosures are reliable and have a long lifespan. This brings you savings on installation maintenance and replacement costs.

© ENSTO 2019

Contents

Enclosing Solutions

Ensto PolyBox
Rugged Industrial Enclosures 7

Ensto Cubo S Enclosures, type 4, 4X, 6, 12 and 13
Sizes 4.9 x 3.0 x 1.4 to 9.8 x 6.9 x 5.9 inch 11

Ensto Cubo D Enclosures, type 4, 4X, 6, 12 and 13
Sizes 2.2 x 2.1 x 1.4 to 11.8 x 9.1 x 4.4 inch 13

Pushbutton Enclosures, type 4, 4X, 12 and 13
Sizes 3.2 x 3.1 x 3.4 to 7.9 x 4.7 x 3.4 inch 14

Ensto Cubo O and W Enclosures, type 4, 4X, 12 and 13
Sizes 7.9 x 7.9 x 5.2 to 23.6 x 15.8 x 7.4 inch 15

Ensto Cubo N Wall Cabinets, type 4, 4x and 12
Sizes 11.8 x 9.8 x 5.5 to 31.5 x 23.6 x 11.8 inch 19

Common Enclosure Accessories 20

Industrial Components

Ensto Clampo Pro Universal Terminals
For Al/Cu Conductors From 6 AWG to 500 kcmil 24

Ensto Clampo Pro 1000 V Terminals
For Al/Cu Conductors From 6 Awg to 300 Kcmil 26

Ensto Clampo Compact Terminal Blocks
For Cu Conductors From 22 AWG to 2 AWG 27

Terminal Blocks
For Conductors From 22 AWG to 6 AWG 29

EnstoNet Couplers

EnstoNet Couplers
For Permanent Connection in Fixed Installations 31

Benefits
of EnstoNet Installation 32

Installation System
Recommended Usage and Colour Codes 33

Customized Products 34

© ENSTO 2019

Customer-Specific Solutions

With Quality-Assured Manufacturing

We have dedicated in-house production facilities with state-of-the-art robot technology in both Estonia and Finland. Our factories have received ISO certification and undergo regular internal and external audits.

We are actively involved in auditing, certification testing, and continuously improving our work processes, and we adopt new models to make the human activities in our production chain more efficient. For our customers, this translates in shorter lead times and greater flexibility in manufacturing and logistics.

In addition to standard enclosures, we also provide you with local customization of standard enclosures in the United States and creation of special-design enclosures. We also offer customer-specific integration services as a part of our enclosing solutions. These integrations can be made for all of our enclosures, and the delivery is a ready, functioning package for the customer's own assembly process.

Services Related To Our Customer-Specific Enclosing Solutions

Customizing of Standard Enclosures

Machining

Printing

Color service

Mechanical assembly

Customer-specific sizes

Special-Design Enclosures

Feasibility studies

3D modeling, prototyping and technical documentation

Mold sourcing and maintenance

Sub-assembly testing and certification

Manufacturing of customer-specific special tools

Integration Services

Mechanical assembly

Electromechanical assembly

Testing

Sourcing

Logistics and quality assurance

Product cards, dimensional drawings and 3D models can be found at www.ensto.com/en-US/products.

© ENSTO 2019

Watch our video: Ensto's world-class manufacturing benefits customers in many ways

SYSTEM CERTIFICATION ISO 14001 SGS

SYSTEM CERTIFICATION ISO 9001 SGS

© ENSTO 2019

Enclosing Solutions

For Your Specific Needs

We offer you high-quality standard and customer-specific enclosing solutions made from polycarbonate and fiberglass. Our solutions are developed for demanding industrial environments requiring a high degree of protection and extreme durability.

Our broad product range covers polycarbonate and fiberglass enclosures, alongside related accessories suitable for extremely challenging environments. Our customer-specific service offering includes the customizing of standard enclosures, along with specially designed enclosures. We also offer integration services including the sourcing of third-party components.

Benefits Of Using Our Enclosures:

Wide Range of Materials
You can rely on our unbiased assistance on choosing the correct material for your application.

Our Products Are Designed For The Toughest Conditions
Suitable for various applications

© ENSTO 2019

Ensto PolyBox

Rugged Industrial Enclosures

Ensto PolyBox enclosures are rugged industrial polycarbonate enclosures with unique and innovative features, such as the integral nonmetallic latch and a corner elevator mounting system for adjustable hinged front kits and back panels.

© ENSTO 2019

Ensto PolyBox

Rugged Industrial Enclosures

Ensto PolyBox in Brief:

- JIC sized nonmetallic enclosure design with new stylish and robust feel and look.
- Light and tough – excellent impact and fire resistance
- Technical features and approval on high level
- Multiple modification possibilities
  - Holes & cutouts
  - Threads & countersinking
  - Silk-screening
  - Ask for other options!

Conformity	
Polycarbonate enclosures:	CE RoHS UL cUL
Technical information	
UL File no:	E189312
UL category:	NITW, NITW7
Environmental type (UL):	4X, 12, 13, 6P
Operating temperature:	-40 °F...176 °F (-40 °C...+80 °C)
Short term temperature range:	-40 °F...246 °F (-40 °C...+120 °C)
Flammability rating:	UL 746C five inch flame test
Degree of protection:	IP66/IP68/IP69 (submersion 2m/24h)
Impact resistance:	IK10 (-31 °F...104 °F / -35 °C...+40 °C)
Insulation:	Class II
Material	
Base/cover:	Polycarbonate
Gasket:	Hydrophobic PUR
Enclosure side types	
Polycarbonate enclosures:	Plain sides
Standard color	
Base:	RAL 7035
Cover:	RAL 7035 or transparent

Ensto PolyBox Wall Mount Enclosures, Opaque Cover

Height inch (mm)	Width inch (mm)	Depth inch (mm)	Inner height inch (mm)	Inner width inch (mm)	Inner depth inch (mm)	Product code	Description	GTIN-13
8.78 (223)	6.77 (172)	5.47 (139)	7.5 (190)	5.49 (139)	4.13 (105)	UPCG080604	Lift-Off 4-Screws	6438100212049
						UPCG080604F	Lift-Off 4-Screws, Mounting Flange	6438100212056
						UPCG080604HS	Hinged 2-Screws	6438100212063
						UPCG080604HSF	Hinged 2-Screws, Mounting Flange	6438100212070
						UPCG080604HNL	Hinged Nonmetal Snap Latch	6438100212087
						UPCG080604HNLF	Hinged Nonmetal Snap Latch, Mounting Flange	6438100212094
						UPCG080604HML	Hinged Metal Snap Latch	6438100212100
						UPCG080604HMLF	Hinged Metal Snap Latch, Mounting Flange	6438100212117
10.85 (276)	8.85 (225)	7.47 (190)	9.58 (243)	7.57 (192)	6.13 (156)	UPCG100806	Lift-Off 4-Screws	6438100212254
						UPCG100806F	Lift-Off 4-Screws, Mounting Flange	6438100212261
						UPCG100806HS	Hinged 2-Screws	6438100212278
						UPCG100806HSF	Hinged 2-Screws, Mounting Flange	6438100212285
						UPCG100806HNL	Hinged Nonmetal Snap Latch	6438100212292
						UPCG100806HNLF	Hinged Nonmetal Snap Latch, Mounting Flange	6438100212308
						UPCG100806HML	Hinged Metal Snap Latch	6438100212315
						UPCG100806HMLF	Hinged Metal Snap Latch, Mounting Flange	6438100212322
12.82 (326)	10.86 (276)	7.27 (185)	11.55 (293)	9.58 (243)	6.13 (156)	UPCG121006	Lift-Off 4-Screws	6438100212476
						UPCG121006F	Lift-Off 4-Screws, Mounting Flange	6438100212483
						UPCG121006HS	Hinged 2-Screws	6438100212490
						UPCG121006HSF	Hinged 2-Screws, Mounting Flange	6438100212506
						UPCG121006HNL	Hinged Nonmetal Snap Latch	6438100212513
						UPCG121006HNLF	Hinged Nonmetal Snap Latch, Mounting Flange	6438100212520
						UPCG121006HML	Hinged Metal Snap Latch	6438100212537
						UPCG121006HMLF	Hinged Metal Snap Latch, Mounting Flange	6438100212544
18.99 (482)	16.98 (431)	11.47 (291)	17.71 (450)	15.7 (399)	10.13 (257)	UPCG181610	Lift-Off 4-Screws	6438100213152
						UPCG181610F	Lift-Off 4-Screws, Mounting Flange	6438100213169
						UPCG181610HS	Hinged 2-Screws	6438100213176
						UPCG181610HSF	Hinged 2-Screws, Mounting Flange	6438100213183
						UPCG181610HNL	Hinged Nonmetal Snap Latch	6438100213190
						UPCG181610HNLF	Hinged Nonmetal Snap Latch, Mounting Flange	6438100213206
						UPCG181610HML	Hinged Metal Snap Latch	6438100213213
						UPCG181610HMLF	Hinged Metal Snap Latch, Mounting Flange	6438100213220

Product cards, dimensional drawings and 3D models can be found at www.ensto.com/en-US/products.

© ENSTO 2019

Ensto PolyBox Wall Mount Enclosures, Clear Cover

Height inch (mm)	Width inch (mm)	Depth inch (mm)	Inner height inch (mm)	Inner width inch (mm)	Inner depth inch (mm)	Product code	Description	GTIN-13
8.78 (223)	6.77 (172)	5.47 (139)	7.5 (190)	5.49 (139)	4.13 (105)	UPCT080604	Lift-Off 4-Screws	6438100212179
						UPCT080604F	Lift-Off 4-Screws, Mounting Flange	6438100212186
						UPCT080604HS	Hinged 2-Screws	6438100212193
						UPCT080604HSF	Hinged 2-Screws, Mounting Flange	6438100212209
						UPCT080604HNL	Hinged Nonmetal Snap Latch	6438100212216
						UPCT080604HNLF	Hinged Nonmetal Snap Latch, Mounting Flange	6438100212223
						UPCT080604HML	Hinged Metal Snap Latch	6438100212230
						UPCT080604HMLF	Hinged Metal Snap Latch, Mounting Flange	6438100212247
10.85 (276)	8.85 (225)	7.47 (190)	9.58 (243)	7.57 (192)	6.13 (156)	UPCT100806	Lift-Off 4-Screws	6438100212391
						UPCT100806F	Lift-Off 4-Screws, Mounting Flange	6438100212407
						UPCT100806HS	Hinged 2-Screws	6438100212414
						UPCT100806HSF	Hinged 2-Screws, Mounting Flange	6438100212421
						UPCT100806HNL	Hinged Nonmetal Snap Latch	6438100212438
						UPCT100806HNLF	Hinged Nonmetal Snap Latch, Mounting Flange	6438100212445
						UPCT100806HML	Hinged Metal Snap Latch	6438100212452
						UPCT100806HMLF	Hinged Metal Snap Latch, Mounting Flange	6438100212469
12.82 (326)	10.86 (276)	7.27 (185)	11.55 (293)	9.58 (243)	6.13 (156)	UPCT121006	Lift-Off 4-Screws	6438100212629
						UPCT121006F	Lift-Off 4-Screws, Mounting Flange	6438100212636
						UPCT121006HS	Hinged 2-Screws	6438100212643
						UPCT121006HSF	Hinged 2-Screws, Mounting Flange	6438100212650
						UPCT121006HNL	Hinged Nonmetal Snap Latch	6438100212667
						UPCT121006HNLF	Hinged Nonmetal Snap Latch, Mounting Flange	6438100340711
						UPCT121006HML	Hinged Metal Snap Latch	6438100212674
						UPCT121006HMLF	Hinged Metal Snap Latch, Mounting Flange	6438100212681
18.99 (482)	16.98 (431)	11.47 (291)	17.71 (450)	15.7 (399)	10.13 (257)	UPCT181610	Lift-Off 4-Screws	6438100213305
						UPCT181610F	Lift-Off 4-Screws, Mounting Flange	6438100213312
						UPCT181610HS	Hinged 2-Screws	6438100213329
						UPCT181610HSF	Hinged 2-Screws, Mounting Flange	6438100213336
						UPCT181610HNL	Hinged Nonmetal Snap Latch	6438100213343
						UPCT181610HNLF	Hinged Nonmetal Snap Latch, Mounting Flange	6438100213350
						UPCT181610HML	Hinged Metal Snap Latch	6438100213367
						UPCT181610HMLF	Hinged Metal Snap Latch, Mounting Flange	6438100213374

Hinged, Nonmetal Snap Latch (HNL)

Hinged, Metal Snap Latch (HML)

Hinged 2-Screws, Padlock Clamp (HS)

Lift-Off 4-Screws (No Suffix)

© ENSTO 2019

Accessories for Ensto PolyBox Wall Mount Enclosures

Mounting Flanges

Product code	Description	GTIN-13
UMF06	For 080604, bulk 100 pcs	6438100211820
UMF06.02	For 080604, Kit of 2 pcs	6438100211837
UMF08	For 100806, bulk 100 pcs	6438100212339
UMF08.02	For 100806, Kit of 2 pcs	6438100212346
UMF10	For 121006, bulk 100 pcs	6438100212551
UMF10.02	For 121006, Kit of 2 pcs	6438100212568
UMF16	For 181610, bulk 100 pcs	6438100212773
UMF16.02	For 181610, Kit of 2 pcs	6438100212780

Back Panels

For sizes (HxW) inch	Galvanized Steel (Product code, GTIN-13)	White painted steel (Product code, GTIN-13)	Aluminium (Product code, GTIN-13)	Polycarbonate (Product code, GTIN-13)
8.0 x 6.0	**UBP0806Z** 6438100212124	**UBP0806ZW** 6438100212131	**UBP0806A** 6438100212148	**UBP0806P** 6438100214050
10.0 x 8.0	**UBP1008Z** 6438100212353	**UBP1008ZW** 6438100212360	**UBP1008A** 6438100340681	**UBP1008P** 6438100340698
12.0 x 10.0	**UBP1210Z** 6438100212575	**UBP1210ZW** 6438100212582	**UBP1210A** 6438100212599	**UBP1210P** 6438100340704
18.0 x 16.0	**UBP1816Z** 6438100213251	**UBP1816ZW** 6438100213268	**UBP1816A** 6438100213275	**UBP1816P** 6438100340728

Front Panels, Aluminium

For sizes (HxW) inch	Full cover front panel (Product code, GTIN-13)	Hinged front panel kit (Product code, GTIN-13)
8.0 x 6.0	**UHP0806** 6438100212162	**UHFK0806A** 6438100212155
10.0 x 8.0	**UHP1008** 6438100212384	**UHFK1008A** 6438100212377
12.0 x 10.0	**UHP1210** 6438100212612	**UHFK1210A** 6438100212605
18.0 x 16.0	**UHP1816** 6438100213299	**UHFK1816A** 6438100213282

Other Accessories

Product code	Description	GTIN-13
Mounting Brackets		
UMB1	Nonmetal mounting bracket/foot, bulk 500 pcs	6438100211844
UMB1.04	Nonmetal mounting bracket/foot, kit of 4 pcs	6438100211851
Screws		
UBPS1	Back panel screw, bulk 1000 pcs	6438100211936
UBPS1.04	Back panel screw, kit 4 pcs	6438100211943
UCS1	Metal cover screw 1000 pcs	6438100212032
UCS1.04	Metal cover screw, kit of 4 pcs	6438100340735
UFS1	Mounting flange screw, bulk 1000 pcs	6438100340766
UFS1.04	Mounting flange screw, kit 4 pcs	6438100340773
Corner Elevators		
UEL1	Corner elevator part 1000 pcs	6438100340742
UEL1.04S	Corner elevator part with screws, kit 4 +4 pcs	6438100350710
Cover Plugs		
UCBP1	Cover blanking plug, bulk 1000pcs	6438100340742
UCBP1.04	Cover blanking plug, kit 4 pcs	6438100341107
Front Panel Hinge Kit		
UHFP1.04	Front panel hinge kit of 2 hinges and 2 elevators	6438100344399

Product cards, dimensional drawings and 3D models can be found at www.ensto.com/en-US/products.

© ENSTO 2019

Ensto Cubo S Enclosures
Type 4, 4X, 6, 12 and 13

Sizes 4.9 x 3.0 x 1.4 to 9.8 x 6.9 x 5.9 inch

Ensto Cubo S Enclosure in Brief:

- Available with plain sides or knockouts (metric or Pg)
- Available in 36 sizes, two base depths (0.98 and 1.97 in) and 5 different cover lengths
- Cover and cover screws equipped with sealing holes
- Slots in the base for printed circuit boards

Contents of the Product Package:

- Enclosure base
- Cover
- Cover screws
- Mounting screws

SPCP131304LG

SPCP182515T

Conformity	
Polycarbonate enclosures: CE RoHS FI UL cUL GL	
Technical information	
UL File no:	E189312
UL category:	NITW, NITW7
Environmental type (UL):	4, 4X, 12, 13, 6
Environmental type (cUL):	4, 4X, 12, 6
Outdoor suitability:	UL 746C (f1) rated material
Operating temperature:	-40 °F... 176 °F (-40 °C... +80 °C)
Short term temperature range:	-40 °F... 248 °F (-40 °C... +120 °C)
Flammability rating:	UL 746C
Degree of protection:	IP66 and IP67
Impact resistance:	IK08 (-13 °F... 95 °F / -25 °C... +35 °C)
Insulation:	Class II
Material	
Base:	Fiberglass reinforced polycarbonate
Cover:	Polycarbonate
Cover screws:	Fiberglass reinforced polyamide
Gasket:	Hydrophobic PUR
Enclosure side types	
Polycarbonate enclosures:	Plain sides, metric knockouts or Pg knockouts
Standard color	
Base:	Gray RAL 7035
Cover:	Gray RAL 7035 or transparent

Length inch (mm)	Width inch (mm)	Depth inch (mm)	Inner depth inch (mm)	Base depth inch (mm)	Cover depth inch (mm)	Polycarbonate grey cover (product code, GTIN-13)	Polycarbonate transparent cover (product code, GTIN-13)	Polycarbonate grey cover metric knockouts (product code, GTIN-13)	Polycarbonate transparent cover metric knockouts (product code, GTIN-13)	Polycarbonate grey cover Pg knockouts (product code, GTIN-13)	Polycarbonate transparent cover Pg knockouts (product code, GTIN-13)
3.93 (100)	3.93 (100)	1.37 (35)	0.80 (20.5)	0.98 (25)	0.39 (10)	SPCP101004LG.U 6438100115890	SPCP101004LT.U 6438100116255				
3.93 (100)	3.93 (100)	2.36 (60)	1.79 (45.5)	1.96 (50)	0.39 (10)	SPCP101006G.U 6438100115906	SPCP101006T.U 6438100116262	SPCM101006G.U [2] 6438100115418	SPCM101006T.U [2] 6438100115630		
4.92 (125)	2.95 (75)	1.37 (35)	0.80 (20.5)	0.98 (25)	0.39 (10)	SPCP081304LG.U 6438100115814	SPCP081304LT.U 6438100116170				
4.92 (125)	2.95 (75)	1.96 (50)	1.39 (35.5)	0.98 (25)	0.98 (25)	SPCP081305LG.U 6438100115821	SPCP081305LT.U 6438100116187				
4.92 (125)	2.95 (75)	2.36 (60)	1.79 (45.5)	1.96 (50)	0.39 (10)	SPCP081306G.U 6438100115838	SPCP081306T.U 6438100116194	SPCM081306G.U [1] 6438100115371	SPCM081306T.U [1] 6438100115593	SPCK081306G.U [7] 6438100114978	SPCK081306T.U [7] 6438100115173
4.92 (125)	2.95 (75)	2.95 (75)	2.38 (60.5)	0.98 (25)	1.96 (50)	SPCP081308LG.U 6438100115852	SPCP081308LT.U 6438100116200				
4.92 (125)	2.95 (75)	2.95 (75)	2.38 (60.5)	1.96 (50)	0.98 (25)	SPCP081308G.U 6438100115845	SPCP081308T.U 6438100116217	SPCM081308G.U [1] 6438100115388	SPCM081308T.U [1] 6438100115609	SPCK081308G.U [7] 6438100114985	SPCK081308T.U [7] 6438100115180
4.92 (125)	2.95 (75)	3.93 (100)	3.36 (85.5)	0.98 (25)	2.95 (75)	SPCP081310LG.U 6438100115876	SPCP081310LT.U 6438100116224				
4.92 (125)	2.95 (75)	3.93 (100)	3.36 (85.5)	1.96 (50)	1.96 (50)	SPCP081310G.U 6438100115869	SPCP081310T.U 6438100116231	SPCM081310G.U [1] 6438100115395	SPCM081310T.U [1] 6438100115616	SPCK081310G.U [7] 6438100114992	SPCK081310T.U [7] 6438100115197
4.92 (125)	2.95 (75)	4.92 (125)	4.35 (110.5)	1.96 (50)	2.95 (75)	SPCP081313G.U 6438100115883	SPCP081313T.U 6438100116248	SPCM081313G.U [1] 6438100115401	SPCM081313T.U [1] 6438100115623	SPCK081313G.U [7] 6438100115005	SPCK081313T.U [7] 6438100115203
4.92 (125)	4.92 (125)	1.37 (35)	0.80 (20.5)	0.98 (25)	0.39 (10)	SPCP131304LG.U 6438100115913	SPCP131304LT.U 6438100116279				
4.92 (125)	4.92 (125)	1.96 (50)	1.39 (35.5)	0.98 (25)	0.98 (25)	SPCP131305LG.U 6438100115920	SPCP131305LT.U 6438100116286				
4.92 (125)	4.92 (125)	2.36 (60)	1.79 (45.5)	1.96 (50)	0.39 (10)	SPCP131306G.U 6438100115937	SPCP131306T.U 6438100116293	SPCM131306G.U [3] 6438100115425	SPCM131306T.U [3] 6438100115647	SPCK131306G.U [8] 6438100115012	SPCK131306T.U [8] 6438100115210
4.92 (125)	4.92 (125)	2.95 (75)	2.38 (60.5)	0.98 (25)	1.96 (50)	SPCP131308LG.U 6438100115944	SPCP131308LT.U 6438100116316				
4.92 (125)	4.92 (125)	2.95 (75)	2.38 (60.5)	1.96 (50)	0.98 (25)	SPCP131308G.U 6438100115951	SPCP131308T.U 6438100116309	SPCM131308G.U [3] 6438100115432	SPCM131308T.U [3] 6438100115654	SPCK131308G.U [8] 6438100115029	SPCK131308T.U [8] 6438100115227

© ENSTO 2019

Length inch (mm)	Width inch (mm)	Depth inch (mm)	Inner depth inch (mm)	Base depth inch (mm)	Cover depth inch (mm)	Polycarbonate grey cover (product code, GTIN-13)	Polycarbonate transparent cover (product code, GTIN-13)	Polycarbonate grey cover metric knockouts (product code, GTIN-13)	Polycarbonate transparent cover metric knockouts (product code, GTIN-13)	Polycarbonate grey cover Pg knockouts (product code, GTIN-13)	Polycarbonate transparent cover Pg knockouts (product code, GTIN-13)
4.92 (125)	4.92 (125)	3.93 (100)	3.36 (85.5)	0.98 (25)	2.95 (75)	SPCP131310LG.U 6438100115968	SPCP131310LT.U 6438100116330				
4.92 (125)	4.92 (125)	3.93 (100)	3.36 (85.5)	1.96 (50)	1.96 (50)	SPCP131310G.U 6438100115975	SPCP131310T.U 6438100116323	SPCM131310G.U [3] 6438100115449	SPCM131310T.U [3] 6438100115661	SPCK131310G.U [8] 6438100115036	SPCK131310T.U [8] 6438100115234
4.92 (125)	4.92 (125)	4.92 (125)	4.35 (110.5)	1.96 (50)	2.95 (75)	SPCP131313G.U 6438100115982	SPCP131313T.U 6438100116347	SPCM131313G.U [3] 6438100115456	SPCM131313T.U [3] 6438100115678	SPCK131313G.U [8] 6438100115043	SPCK131313T.U [8] 6438100115241
6.88 (175)	4.92 (125)	1.37 (35)	0.80 (20.5)	0.98 (25)	0.39 (10)	SPCP131804LG.U 6438100115999	SPCP131804LT.U 6438100116354				
6.88 (175)	4.92 (125)	1.96 (50)	1.39 (35.5)	0.98 (25)	2.95 (75)	SPCP131805LG.U 6438100116002	SPCP131805LT.U 6438100116361				
6.88 (175)	4.92 (125)	2.36 (60)	1.79 (45.5)	1.96 (50)	0.39 (10)	SPCP131806G.U 6438100116019	SPCP131806T.U 6438100116378	SPCM131806G.U [4] 6438100115463	SPCM131806T.U [4] 6438100115685	SPCK131806G.U [9] 6438100115050	SPCK131806T.U [9] 6438100115258
6.88 (175)	4.92 (125)	2.95 (75)	2.38 (60.5)	0.98 (25)	1.96 (50)	SPCP131808LG.U 6438100116033	SPCP131808LT.U 6438100116385				
6.88 (175)	4.92 (125)	2.95 (75)	2.38 (60.5)	1.96 (50)	0.98 (25)	SPCP131808G.U 6438100116026	SPCP131808T.U 6438100116392	SPCM131808G.U [4] 6438100115470	SPCM131808T.U [4] 6438100115692	SPCK131808G.U [9] 6438100115067	SPCK131808T.U [9] 6438100115265
6.88 (175)	4.92 (125)	3.93 (100)	3.36 (85.5)	0.98 (25)	2.95 (75)	SPCP131810LG.U 6438100116057	SPCP131810LT.U 6438100116408				
6.88 (175)	4.92 (125)	3.93 (100)	3.36 (85.5)	1.96 (50)	1.96 (50)	SPCP131810G.U 6438100116040	SPCP131810T.U 6438100116415	SPCM131810G.U [4] 6438100115487	SPCM131810T.U [4] 6438100115708	SPCK131810G.U [9] 6438100115074	SPCK131810T.U [9] 6438100115272
6.88 (175)	4.92 (125)	4.92 (125)	4.35 (110.5)	0.98 (25)	3.93 (100)	SPCP131813LG.U 6438100116064	SPCP131813LT.U 6438100116422				
6.88 (175)	4.92 (125)	4.92 (125)	4.35 (110.5)	1.96 (50)	2.95 (75)	SPCP131813G.U 6438100116071	SPCP131813T.U 6438100116439	SPCM131813G.U [4] 6438100115494	SPCM131813T.U [4] 6438100115715	SPCK131813G.U [9] 6438100115081	SPCK131813T.U [9] 6438100115289
6.88 (175)	4.92 (125)	5.90 (150)	5.33 (135.5)	1.96 (50)	3.93 (100)	SPCP131815G.U 6438100116088	SPCP131815T.U 6438100116446	SPCM131815G.U [4] 6438100115500	SPCM131815T.U [4] 6438100115722	SPCK131815G.U [9] 6438100115098	SPCK131815T.U [9] 6438100115296
6.88 (175)	6.88 (175)	2.95 (75)	2.38 (60.5)	1.96 (50)	0.98 (25)	SPCP181808G.U 6438100116101	SPCP181808T.U 6438100116477	SPCM181808G.U [5] 6438100115524	SPCM181808T.U [5] 6438100115746	SPCK181808G.U [10] 6438100115104	SPCK181808T.U [10] 6438100115302
6.88 (175)	6.88 (175)	3.93 (100)	3.36 (85.5)	1.96 (50)	1.96 (50)	SPCP181810G.U 6438100116118	SPCP181810T.U 6438100116484	SPCM181810G.U [5] 6438100115531	SPCM181810T.U [5] 6438100115753	SPCK181810G.U [10] 6438100115111	SPCK181810T.U [10] 6438100115319
6.88 (175)	6.88 (175)	4.92 (125)	4.35 (110.5)	1.96 (50)	2.95 (75)	SPCP181813G.U 6438100116125	SPCP181813T.U 6438100116460	SPCM181813G.U [5] 6438100115548	SPCM181813T.U [5] 6438100115760	SPCK181813G.U [10] 6438100115128	SPCK181813T.U [10] 6438100115326
6.88 (175)	6.88 (175)	4.92 (125)	5.33 (135.5)	1.96 (50)	3.93 (100)	SPCP181815G.U 6438100116132	SPCP181815T.U 6438100116491	SPCM181815G.U [5] 6438100115555	SPCM181815T.U [5] 6438100115777	SPCK181815G.U [10] 6438100115135	SPCK181815T.U [10] 6438100115333
9.84 (250)	4.92 (125)	4.92 (125)	4.35 (110.5)	1.96 (50)	2.95 (75)	SPCP132513G.U 6438100116095	SPCP132513T.U 6438100116453	SPCM132513G.U [12] 6438100115517	SPCM132513T.U [12] 6438100115739		
9.84 (250)	6.88 (175)	2.95 (75)	2.38 (60.5)	1.96 (50)	0.98 (25)	SPCP182508G.U 6438100116149	SPCP182508T.U 6438100116507	SPCM182508G.U [6] 6438100115562	SPCM182508T.U [6] 6438100115784	SPCK182508G.U [11] 6438100115142	SPCK182508T.U [11] 6438100115340
9.84 (250)	6.88 (175)	3.93 (100)	3.36 (85.5)	1.96 (50)	1.96 (50)	SPCP182510G.U 6438100116156	SPCP182510T.U 6438100116514	SPCM182510G.U [6] 6438100115579	SPCM182510T.U [6] 6438100115791	SPCK182510G.U [11] 6438100115159	SPCK182510T.U [11] 6438100115357
9.84 (250)	6.88 (175)	5.90 (150)	5.33 (135.5)	1.96 (50)	3.93 (100)	SPCP182515G.U 6438100116163	SPCP182515T.U 6438100116521	SPCM182515G.U [6] 6438100115586	SPCM182515T.U [6] 6438100115807	SPCK182515G.U [11] 6438100115166	SPCK182515T.U [11] 6438100115364

[1] 2 x M16/25 + 6 x M12/20 knockouts
[2] 2 x M16/25 + 4 x M12/20 knockouts
[3] 4 x M16/25 + 6 x M12/20 knockouts
[4] 4 x M16/25 + 8 x M12/20 knockouts
[12] 4 x M20/25 knockouts
[5] 4 x M12/20 + 4 x M16/25 + 10 x M12/20 knockouts
[6] 4 x M12/20 + 4 x M16/25 + 12 x M12/20 knockouts
[7] 2 x Pg9/13.5 + 6 x Pg9/13.5 knockouts
[8] 4 x Pg16/21 + 6 x Pg9/13.5 knockouts
[9] 4 x Pg16/21 + 8 x Pg9/13.5 knockouts
[10] 4 x Pg16/21 + 4 x Pg9/16 + 10 x Pg9/13.5 knockouts
[11] 4 x Pg16/21 + 4 x Pg9/16 + 12 x Pg9/13.5 knockouts

Accessories

Product code	Description	Dimensions (inch)	Dimensions (mm)	Package size (pcs)	GTIN-13
Mounting plates, galvanized steel					
SMP0813	For 4.92 x 2.95 inch enclosures	3.86 x 1.89 x 0.06	98 x 48 x 1.5	10	6418677156038
SMP1010	For 3.94 x 3.94 inch enclosures	3.07 x 3.07 x 0.06	78 x 78 x 1.5	10	6438100104849
SMP1313	For 4.92 x 4.92 inch enclosures	3.86 x 3.86 x 0.06	98 x 98 x 1.5	10	6418677156045
SMP1318	For 6.89 x 4.92 inch enclosures	5.83 x 3.86 x 0.06	148 x 98 x 1.5	10	6418677156052
SMP1325	For 9.84 x 4.92 inch enclosures	8.78 x 3.86 x 0.06	223 x 98 x 1.5	10	6438100104535
SMP1818	For 6.89 x 6.89 inch enclosures	5.83 x 5.83 x 0.06	148 x 148 x 1.5	10	6418677156069
SMP1825	For 9.84 x 6.89 inch enclosures	8.78 x 5.83 x 0.06	223 x 148 x 1.5	10	6418677156076
DIN rails, DIN 46277/3, galvanized steel					
DR35040.4	For 2.95 inch sides	1.97 x 1.38	50 x 35	10	6418677156090
DR35070.4	For 3.94 inch sides	3.15 x 1.38	80 x 35	10	6438100104450
DR35090.4	For 4.92 inch sides	3.94 x 1.38	100 x 35	10	6418677156106
DR35140.4	For 6.89 inch sides	5.91 x 1.38	150 x 35	10	6418677156113
DR35215.4	For 9.84 inch sides	8.86 x 1.38	225 x 35	10	6418677156120
Other accessories					
DSHI1	Hinge pair, polycarbonate	1.10 x 1.10	28 x 28	1	6418677156144
SFL1	Mounting feet, set of 4 pcs, polycarbonate	1.18 x 0.59	30 x 15	1	6418677156151
SBI1	Insert for pods, brass	M2	M2	50	6418677156168
SBIA1.04	Insert, set of 4 pcs	M2	M2	1	6418677156830
SBS40	Spacer, 1.57 inch, for panels	1.89 x 0.28	48 x 7	12	6438100086022
SMS1	Mounting screw for plates and rails, steel	0.31 x 0.16	8 x 4	100	6418677156175
SLS35	Cover screw, medium	1.38 x 0.43	35 x 11	100	6418677156182
SLS60	Cover screw, long, for 1.97 inch covers	2.36 x 0.43	60 x 11	50	6418677156199
SLSA23.04	Screw set, Includes 4 short cover screws for 0.39 inch cover and 4 mounting screws SMS1	0.91 x 0.43	23 x 11	1	6438100100407
SLSA35.04	Screw set, Includes 4 medium cover screws SLS35 and 4 mounting screws SMS1	1.38 x 0.43	35 x 11	1	6418677154980
SLSA60.04	Screw set, Includes 4 long cover screws for 1.97 inch cover SLS60 and 4 mounting screws SMS1	2.36 x 0.43	60 x 11	1	6418677154997
SLW1	Cover screw's wing head part, only for 0.98 and 1.97 inch covers	0.67 x 0.43	17 x 11	10	6418677154867

Cover screw, medium, SLS35.

Mounting feet set, SFL1.

© ENSTO 2019

Ensto Cubo D Enclosures
Type 4, 4X, 6, 12 and 13

Sizes 2.2 x 2.1 x 1.4 to 11.8 x 9.1 x 4.4 inch

Ensto Cubo D Enclosure in Brief:

- Available with plain sides
- Contemporary design with faceted corners and cover plugs
- Includes fastening pods inside the cover
- Slots in the base for printed circuit boards

Contents of the Product Package:

- Enclosure base
- Cover
- Cover screws
- Mounting screws
- Cover plugs for cover screws

Conformity	
Polycarbonate enclosures:	CE RoHS FI UL cUL GL
Technical information	
UL File no:	E189312
UL category:	NITW, NITW7
Environmental type (UL):	4, 4X, 12, 13, 6
Outdoor suitability:	UL 746C (f1) rated material
Operating temperature:	-40 °F... +176 °F (-40 °C ... +80 °C)
Short term temperature range:	-40 °F... +248 °F (-40 °C... +120 °C)
Flammability rating:	UL 746C
Degree of protection:	IP66 and IP67
Impact resistance:	IK08 (-13 °F... 95 °F / -25 °C... +35 °C)
Insulation:	Class II
Material	
Base/cover:	Polycarbonate
Cover screws:	Stainless steel
Gasket:	Hydrophobic PUR
Enclosure side types	
Polycarbonate enclosures:	Plain sides
Standard color	
Base:	Gray RAL 7035
Cover:	Gray RAL 7035 or transparent

Ensto Cubo D Enclosures With Plain Sides

Length inch (mm)	Width inch (mm)	Depth inch (mm)	Base depth inch (mm)	Inner depth inch (mm)	Polycarbonate grey cover (Product code, GTIN-13)	Polycarbonate transparent cover (Product code, GTIN-13)
2.17 (55)	2.09 (53)	1.42 (36)	1.02 (26)	1.08 (27.5)	DPCP050504G.U 6438100116538	DPCP050504T.U 6438100116705
2.48 (63)	2.09 (53)	1.42 (36)	1.02 (26)	0.98 (25.0)	DPCP050704G.U 6438100116545	DPCP050704T.U 6438100116712
3.22 (82)	3.14 (80)	2.20 (56)	1.62 (41)	1.65 (42.0)	DPCP080806G.U 6438100116552	DPCP080806T.U 6438100116729
3.22 (82)	3.14 (80)	3.39 (86)	2.80 (71)	2.83 (72.0)	DPCP080809G.U 6438100116569	DPCP080809T.U 6438100116736
4.72 (120)	3.14 (80)	2.20 (56)	1.62 (41)	1.65 (42.0)	DPCP081206G.U 6438100116576	DPCP081206T.U 6438100116743
4.72 (120)	3.14 (80)	3.39 (86)	2.80 (71)	2.83 (72.0)	DPCP081209G.U 6438100116583	DPCP081209T.U 6438100116750
4.80 (122)	4.72 (120)	2.20 (56)	1.62 (41)	1.65 (42.0)	DPCP121206G.U 6438100116613	DPCP121206T.U 6438100116781
4.80 (122)	4.72 (120)	3.38 (86)	2.80 (71)	2.83 (72.0)	DPCP121209G.U 6438100116620	DPCP121209T.U 6438100116798
6.29 (160)	3.14 (80)	2.20 (56)	1.62 (41)	1.65 (42.0)	DPCP081606G.U 6438100116590	DPCP081606T.U 6438100116767
6.29 (160)	3.14 (80)	3.39 (86)	2.80 (71)	2.83 (72.0)	DPCP081609G.U 6438100116606	DPCP081609T.U 6438100116774
6.29 (160)	4.72 (120)	3.58 (91)	2.40 (61)	3.05 (77.5)	DPCP121609G.U 6438100116637	DPCP121609T.U 6438100116804
7.87 (200)	4.72 (120)	3.38 (86)	2.80 (71)	2.83 (72.0)	DPCP122009G.U 6438100116644	DPCP122009T.U 6438100116811
7.87 (200)	5.90 (150)	2.99 (76)	2.40 (61)	2.44 (62.0)	DPCP152008G.U 6438100116651	DPCP152008T.U 6438100116828
9.44 (240)	6.29 (160)	3.58 (91)	3.00 (76)	3.05 (77.5)	DPCP162409G.U 6438100116668	DPCP162409T.U 6438100116835
9.44 (240)	6.29 (160)	4.76 (121)	3.00 (76)	4.23 (107.5)	DPCP162412G.U 6438100116675	DPCP162412T.U 6438100116842
11.81 (300)	9.05 (230)	3.38 (86)	2.20 (56)	2.85 (72.5)	DPCP233009G.U 6438100116682	DPCP233009T.U 6438100116859
11.81 (300)	9.05 (230)	4.37 (111)	2.20 (56)	3.84 (97.5)	DPCP233011G.U 6438100116699	DPCP233011T.U 6438100116866

Product code	Description	Package size (pcs)	GTIN-13
Mounting plates, galvanized steel			
DMP0808	For 3.23 x 3.15 inch (82 x 80 mm) enclosures	10	6418677150821
DMP0812	For 4.72 x 3.15 inch (120 x 80 mm) enclosures	10	6418677150838
DMP0816	For 6.30 x 3.15 inch (160 x 80 mm) enclosures	10	6418677150845
DMP1212	For 4.80 x 4.72 inch (122 x 120 mm) enclosures	10	6418677150852
DMP1216	For 6.30 x 4.72 inch (160 x 120 mm) enclosures	10	6418677150869
DMP1220	For 7.87 x 4.72 inch (200 x 120 mm) enclosures	10	6418677150876
DMP1520	For 7.87 x 5.91 inch (200 x 150 mm) enclosures	10	6418677150890
DMP1624	For 9.45 x 6.30 inch (240 x 160) mm enclosures	10	6418677150906
DMP2330	For 11.8 x 9.06 inch (300 x 230 mm) enclosures	10	6418677150920
DIN rails 15 mm, DIN 46277/3, galvanized steel			
DR15016.4	For 2.17 x 2.09 inch (55 x 53 mm) enclosures	10	6418677150937
DR15038.4	For 2.48 x 2.09 inch (63 x 53 mm) enclosures	10	6418677150944
DR15058.4	For 3.23 x 3.15 inch (82 x 80 mm) enclosures	10	6418677150951
DR15096.4	For 4.72 x 3.15 inch (120 x 80 mm) and 4.80 x 4.72 inch (122 x 120 mm) enclosures	10	6418677150975
DR15136.4	For 6.30 x 3.15 inch (160 x 80 mm) and 6.30 x 4.72 inch (160 x 120 mm) enclosures	10	6418677150999
DIN rails 35 mm, DIN 46277/3, galvanized steel			
DR35058.4	For 3.23 x 3.15 inch (82 x 80 mm) enclosures	10	6418677150968
DR35096.4	For 4.72 x 3.15 inch (120 x 80 mm) and 4.80 x 4.72 inch (122 x 120 mm) enclosures	10	6418677150982
DR35136.4	For 6.30 x 3.15 inch (160 x 80 mm) and 6.30 x 4.72 inch (160 x 120 mm) enclosures	10	6418677151002
DR35160.4	For 7.87 x 5.91 inch (200 x 150 mm) enclosures	10	6418677151071
DR35176.4	For 7.87 x 4.72 inch (200 x 120 mm) enclosures	10	6418677151057
DR35215.4	For 9.45 x 6.30 inch (240 x 160 mm) enclosures	10	6418677156120
DR35275.4	For 11.8 x 9.06 inch (300 x 230 mm) enclosures	10	6418677151101
Other accessories			
DSHI1	Hinge pair, polycarbonate	1	6418677156144
DFL1	Mounting feet, set of 4	1	6418677151125
DLS1	Cover screw, short	100	6418677151163
DLSA1.02	Screw set, 2 short cover screws DLS1 and 2 mounting screws DMS1 and cover plugs DCP1	1	6438100070113
DLSA1.04	Screw set, 4 short cover screws DLS1 and 4 mounting screws DMS1 and cover plugs DCP1	1	6418677151293
DLSA1.06	Screw set, 6 short cover screws DLS1 and 4 mounting screws DMS1 and cover plugs DCP1	1	6418677151309
DLS2	Cover screw, long, for 162412 and 233011	1	6418677151279
DLSA2.06	Screw set, 6 long cover screws DLS2 and 4 mounting screws DMS1	1	6438100087692
DLS3	Cover screw, TORX TX20	48	6418677151286
DMS1	Mounting screw	100	6418677151156

© ENSTO 2019

Pushbutton Enclosures
Type 4, 4X, 12 and 13

Sizes 3.2 x 3.1 x 3.4 to 7.9 x 4.7 x 3.4 inch



Empty non-metallic Polycarbonate Pushbutton enclosure series produced by Ensto. Enclosures are UL 508A and UL TYPE 4, 4X, 6, 12, 13 rated having excellent resistance against UV. Enclosures are proven to withstand arctic and changing climates.

Pushbutton Enclosure In Brief:

- Available factory-made 4-way:
  - 22.5 mm PB size holes
  - 30.5 mm PB size holes
- Contemporary design with faceted corners and cover plugs
- Includes fastening pods inside the cover

Industrial Standards	
Polycarbonate enclosures:	RoHS UL cUL GL
Technical information	
UL File no:	E189312
UL category:	NITW
Environmental type (UL):	4, 4X, 6, 12, 13
Outdoor suitability:	UL 746C (f1) rated material
Operating temperature:	-40 °F... +176 °F
Short term temperature range:	-40 °F... +248 °F
Flammability rating:	UL 746C 5 inch flame
Degree of protection:	IP66 and IP67
Impact resistance:	IK08 (-13 °F... 95 °F)
Insulation:	Class II
Color:	Grey RAL 7035
Material	
Base/cover:	Polycarbonate (PC)
Cover screws:	Stainless steel, AISI316
Gasket:	Hydrophobic PUR

Pushbutton Enclosures

Product code	Description	Dimensions (inch)			Weight (kg)	Package size (pcs)	GTIN-13
		Height	Width	Depth			
DPB122	Pushbutton Box: 1 x 22.5	3.2	3.1	3.4	0.16	1	6438100204808
DPB130	Pushbutton Box: 1 x 30.5	3.2	3.1	3.4	0.16	1	6438100204815
DPB222	Pushbutton Box: 2 x 22.5	4.7	3.1	3.4	0.20	1	6438100204822
DPB230	Pushbutton Box: 2 x 30.5	6.3	3.1	3.4	0.26	1	6438100204839
DPB322	Pushbutton Box: 3 x 22.5	6.3	3.1	3.4	0.26	1	6438100204846
DPB330	Pushbutton Box: 3 x 30.5	7.9	4.7	3.4	0.42	1	6438100204853
DPB422	Pushbutton Box: 4 x 22.5	7.9	4.7	3.4	0.42	1	6438100204860
DPB430	Pushbutton Box: 4 x 30.5	7.9	4.7	3.4	0.42	1	6438100204877

DPB122

DPB222

DPB230

DPB330

© ENSTO 2019

Ensto Cubo O and W Enclosures Type 4, 4X, 12 and 13

Sizes 7.9 x 7.9 x 5.2 to 23.6 x 15.8 x 7.4 inch

Ensto Cubo O and W Enclosure in Brief:

- Ensto Cubo O has plain sides or metric knockouts
- Ensto Cubo W has pre-assembled hinges and quick release latches as standard, available with plain sides
- Available in 8 base sizes, one base depth and one cover length
- 2.17-inch-deep extension frame available for alternative depths in all sizes. Several extension frames can be used on top of one another in one enclosure.
- Cover and cover screws equipped with sealing holes
- Cover can also be mounted onto the back of the base
- Wide range of accessories available.

Contents of the Product Package:

5.12-inch-deep standard enclosure includes:

- Enclosure base
- Cover
- Cover screws or latches and hinges
- Mounting screws

7.36-inch-deep standard enclosure includes:

- Enclosure base
- Cover
- Extension frame
- Cover screws or latches and hinges
- Mounting screws
- Screws for the extension frame

Conformity	
Polycarbonate enclosures:	CE RoHS FI UL cUL GL
Technical information	
UL File no:	E189312
UL category:	NITW, NITW7
Environmental type (UL):	4, 4X, 12, 13
Outdoor suitability:	UL 746C (f1) rated material
Operating temperature:	-40 °F... 176 °F (-40 °C ... +80 °C)
Short term temperature range:	-40 °F... 248 °F (-40 °C... +120 °C)
Flammability rating:	UL 746C
Degree of protection:	IP66 and IP67
Impact resistance:	IK08 (-13 °F... 95 °F / -25 °C... +35 °C)
Insulation:	Class II
Material	
Base:	Fiberglass reinforced polycarbonate
Cover:	Polycarbonate
Cover screws:	Fiberglass reinforced polyamide
Gasket:	Hydrophobic PUR
Enclosure side types	
PC enclosures:	Plain sides, metric knockouts
ABS enclosures:	Plain sides
Standard color	
Base:	Gray RAL 7035
Cover:	Gray RAL 7035 or transparent

Ensto Cubo O Enclosures With Metric Knock-Outs

Length inch (mm)	Width inch (mm)	Depth inch (mm)	Base depth inch (mm)	Inner depth inch (mm)	UL-listed polycarbonate grey cover (product code, GTIN-13)	UL-listed polycarbonate transparent cover (product code, GTIN-13)
11.81 (300)	11.81 (300)	5.20 (132)	4.53 (115)	4.53 (115)	OPCM303013G.U [1] 6438100117153	OPCM303013T.U [1] 6438100117214
11.81 (300)	11.81 (300)	7.36 (187)	4.53 (115)	6.69 (170)	OPCM303018G.U [2] 6438100117184	OPCM303018T.U [2] 6438100117045
15.75 (400)	11.81 (300)	5.20 (132)	4.53 (115)	4.53 (115)	OPCM304013G.U [2] 6438100117160	OPCM304013T.U [2] 6438100117221
15.75 (400)	11.81 (300)	7.36 (187)	6.69 (170)	6.69 (170)	OPCM304018G.U [3] 6438100117191	OPCM304018T.U [3] 6438100117252
23.62 (600)	11.81 (300)	5.20 (132)	6.69 (170)	4.53 (115)	OPCM306013G.U [4] 6438100117177	OPCM306013T.U [4] 6438100117238
23.62 (600)	11.81 (300)	7.36 (187)	6.69 (170)	6.69 (170)	OPCM306018G.U [4] 6438100117207	OPCM306018T.U [4] 6438100117269

[1] 12 x M20 + 1 x M16/25 + 8 x M20 + 4 x M25/40 knockouts
[2] 8 x M12/20 + 5 x M16/25 + 12 x M12/20 + 1 x M32/40 knockouts
[3] 12 x M20 + 1 x M16/25 + 8 x M20 + 4 x M25/40 knockouts, Includes extension frame
[4] 8 x M12/20 + 5 x M16/25 + 12 x M12/20 + 1 x M32/40 knockouts, Includes extension frame

More on Ensto Cubo O, and W enclosures can be found on next page table.

© ENSTO 2019

Ensto Cubo O and W Enclosures

Length inch (mm)	Width inch (mm)	Depth inch (mm)	Base depth inch (mm)	Inner depth inch (mm)	Ensto Cubo O enclosures with plain sides		Ensto Cubo W wall cabinets with hinges and latches	
					Polycarbonate grey cover (product code, GTIN-13)	Polycarbonate transparent cover (product code, GTIN-13)	Grey cover plain sides (product code, GTIN-13)	Transparent cover plain sides (product code, GTIN-13)
7.87 (200)	7.87 (200)	5.20 (132)	4.02 (102)	4.53 (115)	OPCP202013G.U 6438100116873	OPCP202013T.U 6438100117016	WPCP202013G.U 6438100117559	WPCP202013T.U 6438100117696
7.87 (200)	7.87 (200)	7.36 (187)	6.18(*) (157)	6.69 (170)	OPCP202018G.U 6438100116941	OPCP202018T.U 6438100117085	WPCP202018G.U 6438100117627	WPCP202018T.U 6438100117764
11.81 (300)	7.87 (200)	5.20 (132)	4.02 (102)	4.53 (115)	OPCP203013G.U 6438100117880	OPCP203013T.U 6438100117023	WPCP203013G.U 6438100117566	WPCP203013T.U 6438100117702
11.81 (300)	7.87 (200)	7.36 (187)	6.18(*) (157)	6.69 (170)	OPCP203018G.U 6438100116958	OPCP203018T.U 6438100117092	WPCP203018G.U 6438100117634	WPCP203018T.U 6438100117771
11.81 (300)	11.81 (300)	5.20 (132)	4.02 (102)	4.53 (115)	OPCP303013G.U 6438100116903	OPCP303013T.U 6438100117047	WPCP303013G.U 6438100117580	WPCP303013T.U 6438100117726
11.81 (300)	11.81 (300)	7.36 (187)	6.18(*) (157)	6.69 (170)	OPCP303018G.U 6438100116972	OPCP303018T.U 6438100117115	WPCP303018G.U 6438100117658	WPCP303018T.U 6438100117795
15.75 (400)	7.87 (200)	5.20 (132)	4.02 (102)	4.53 (115)	OPCP204013G.U 6438100116897	OPCP204013T.U 6438100117030	WPCP204013G.U 6438100117573	WPCP204013T.U 6438100117719
15.75 (400)	7.87 (200)	7.36 (187)	6.18(*) (157)	6.69 (170)	OPCP204018G.U 6438100116965	OPCP204018T.U 6438100117108	WPCP204018G.U 6438100117641	WPCP204018T.U 6438100117788
15.75 (400)	11.81 (300)	5.20 (132)	4.02 (102)	4.53 (115)	OPCP304013G.U 6438100116910	OPCP304013T.U 6438100117054	WPCP304013G.U 6438100117597	WPCP304013T.U 6438100117733
15.75 (400)	11.81 (300)	7.36 (187)	6.18(*) (157)	6.69 (170)	OPCP304018G.U 6438100116989	OPCP304018T.U 6438100117122	WPCP304018G.U 6438100117665	WPCP304018T.U 6438100117801
15.75 (400)	15.75 (400)	5.20 (132)	4.02 (102)	4.53 (115)	OPCP404013G.U 6438100117986	OPCP404013T.U 6438100117962	WPCP404013G.U 6438100118495	WPCP404013T.U 6438100118501
15.75 (400)	15.75 (400)	7.36 (187)	6.18(*) (157)	6.69 (170)	OPCP404018G.U 6438100117955	OPCP404018T.U 6438100117979	WPCP404018G.U 6438100118518	WPCP404018T.U 6438100118525
23.62 (600)	11.81 (300)	5.20 (132)	4.02 (102)	4.53 (115)	OPCP306013G.U 6438100116927	OPCP306013T.U 6438100117061	WPCP306013G.U 6438100117603	WPCP306013T.U 6438100117740
23.62 (600)	11.81 (300)	7.36 (187)	6.18(*) (157)	6.69 (170)	OPCP306018G.U 6438100116996	OPCP306018T.U 6438100117139	WPCP306018G.U 6438100117672	WPCP306018T.U 6438100117818
23.62 (600)	15.75 (400)	5.20 (132)	4.02 (102)	4.53 (115)	OPCP406013G.U 6438100116934	OPCP406013T.U 6438100117078	WPCP406013G.U 6438100117610	WPCP406013T.U 6438100117757
23.62 (600)	15.75 (400)	7.36 (187)	6.18(*) (157)	6.69 (170)	OPCP406018G.U 6438100117009	OPCP406018T.U 6438100117146	WPCP406018G.U 6438100117689	WPCP406018T.U 6438100117825

*) Includes the extension frame

Extension frames, polycarbonate

Width inch (mm)	Height inch (mm)	Depth inch (mm)	Extension frames, polycarbonate, Includes mounting screws and gasket (Product code, GTIN-13)
200	200	55	OPCP202006E 6418677164606
	300	55	OPCP203006E 6418677164613
	400	55	OPCP204006E 6418677164620
300	300	55	OPCP303006E 6418677164637
	400	55	OPCP304006E 6418677164644
	600	55	OPCP306006E 6418677164651
400	400	55	OPCP404006E 6438100112912
	600	55	OPCP406006E 6418677164668

OPCP303006E

Mounting Plates and Din Rails

Product code	Description	Dimensions (inch)	Dimensions (mm)	Package size (pcs)	GTIN-13
Mounting plates, galvanized steel					
OMP2020	For 7.87 x 7.87 inch enclosures	6.30 x 6.30 x 0.06	160 x 160 x 1.5	10	6418677164675
OMP2030	For 11.81 x 7.87 inch enclosures	10.2 x 6.30 x 0.06	260 x 160 x 1.5	10	6418677164682
OMP2040	For 15.75 x 7.87 inch enclosures	14.2 x 6.30 x 0.06	360 x 160 x 1.5	10	6418677164699
OMP3030	For 11.81 x 11.81 inch enclosures	10.2 x 10.2 x 0.06	260 x 260 x 1.5	10	6418677164705
OMP3040	For 15.75 x 11.81 inch enclosures	14.2 x 10.2 x 0.06	360 x 260 x 1.5	5	6418677164712
OMP3060	For 23.62 x 11.81 inch enclosures	22.1 x 10.2 x 0.06	560 x 260 x 1.5	5	6418677164729
OMP4040	For 15.75 x 15.75 inch enclosures	14.2 x 14.2 x 0.06	360 x 360 x 1.5	5	6438100112370
OMP4060	For 23.62 x 15.75 inch enclosures	22.1 x 14.2 x 0.06	560 x 360 x 1.5	5	6418677164736
DIN rails, DIN 46277/3, galvanized steel					
DR35150.5	For 7.87 inch side	6.30 x 1.38	160 x 35	10	6418677164743
DR35240.5	For 23.62 inch side/middle with front panel	9.85 x 1.38	250 x 35	10	6418677176647
DR35250.5	For 11.81 inch side	10.2 x 1.38	260 x 35	10	6418677164750
DR35340.5	For 23.62 inch side/middle with front panel	13.8 x 1.38	350 x 35	10	6418677176654
DR35350.5	For 15.75 inch side	14.2 x 1.38	360 x 35	10	6418677164767

OMP3040

Profiles For Din Rails, Galvanized Steel

Product code	Description	Dimensions (inch)	Dimensions (mm)	Package size (pcs)	GTIN-13
PRE2.14	Pair, for 7.87 inch side, length 0.57 inch	0.55 x 4.53 x 0.55	14 x 115 x 14	1	6418677173172
PRE3.14	Pair, for 11.81 inch side, length 0.57 inch	0.55 x 8.46 x 0.55	14 x 215 x 14	1	6418677173134
PRE4.14	Pair, for 15.75 inch side, length 0.57 inch	0.55 x 12.4 x 0.55	14 x 315 x 14	1	6418677173141
PRE75.14	Pair, for 23.62 inch side or center, length 0.57 inch	0.55 x 2.95 x 0.55	14 x 75 x 14	1	6418677173158
PRE2.32	Pair, for 7.87 inch side, length 1.28 inch	0.55 x 4.53 x 1.26	14 x 115 x 32	1	6418677173189
PRE3.32	Pair, for 11.81 inch side, length 1.28 inch	0.55 x 8.46 x 1.26	14 x 215 x 32	1	6418677172687
PRE4.32	Pair, for 15.75 inch side, length 1.28 inch	0.55 x 12.4 x 1.26	14 x 315 x 32	1	6418677172694
PRE75.32	Pair, for 23.62 inch side or center, length 1.28 inch	0.55 x 2.95 x 1.26	14 x 75 x 32	1	6418677173165

PRE2.14

© ENSTO 2019

Accessories for Ensto Cubo O, C, W enclosures

Front panels

Product code, GTIN-13		Description	Dimensions (mm)	Package size (pcs)
Hinged front panels, incl. corner elevator				
Polypropylene	**Aluminium**			
OHFP22 6418677183058	**OHFP22A** 6418677183171	For 200 x 200 mm enclosure, hinged side 200 mm	186 x 166 x 2	1
OHFP23 6418677183065	**OHFP23A** 6418677183188	For 200 x 300 mm enclosure, hinged side 200 mm	186 x 286 x 2	1
OHFP32 6418677183072	**OHFP32A** 6418677183195	For 200 x 300 mm enclosure, hinged side 300 mm	186 x 286 x 2	1
OHFP24 6418677183089	**OHFP24A** 6418677183201	For 200 x 400 mm enclosure, hinged side 200 mm	186 x 386 x 2	1
OHFP42 6418677183096	**OHFP42A** 6418677183218	For 200 x 400 mm enclosure, hinged side 400 mm	186 x 386 x 2	1
OHFP33 6418677183102	**OHFP33A** 6418677183225	For 300 x 300 mm enclosure, hinged side 300 mm	286 x 286 x 2	1
OHFP34 6418677183119	**OHFP34A** 6418677183232	For 300 x 400 mm enclosure, hinged side 300 mm	286 x 386 x 2	1
OHFP43 6418677183126	**OHFP43A** 6418677183249	For 300 x 400 mm enclosure, hinged side 400 mm	286 x 386 x 2	1
OHFP36 6418677183133	**OHFP36A** 6418677183256	For 300 x 600 mm enclosure, hinged side 300 mm	286 x 586 x 2	1
OHFP63 6418677183140	**OHFP63A** 6418677183263	For 300 x 600 mm enclosure, hinged side 600 mm	286 x 586 x 2	1
OHFP46 6418677183157	**OHFP46A** 6418677183270	For 400 x 600 mm enclosure, hinged side 400 mm	386 x 586 x 2	1
OHFP64 6418677183164	**OHFP64A** 6418677183287	For 400 x 600 mm enclosure, hinged side 600 mm	386 x 586 x 2	1
DIY parts for plates				
OPHFPA1.04 6438100200817		Hinge set for swing panel DIY *	-	1
OELA1.04 6418677181696		Elevator set for panel DIY *	19/19 x 14	1

* DIY for customers providing own panels, ask panel drawing from Ensto

OHFP22

OPHFPA1.04

N and PE rails

Product code	Description	Dimensions (mm)	Package size (pcs)	GTIN-13
KN15.315	For 300 mm side, N + PE, Cu 2 x (2 x 16 / 13 x 6 mm²)	250	1	6418677153020
KN16.330	For 300 mm side, N, Cu 4 x 16 / 26 x 6 mm²	250	1	6418677153037
KN17.332	For 300 mm side, PE, Cu 4 x 16 / 28 x 6 mm²	250	1	6418677153044
KN15.423	For 400 mm side, N + PE, Cu 2 x (2 x 16 / 21 x 6 mm²)	350	1	6418677153051
KN16.436	For 400 mm side, N, Cu 4 x 16 / 32 x 6 mm²	350	1	6418677153068
KN17.436	For 400 mm side, PE, Cu 4 x 16 / 32 x 6 mm²	350	1	6418677153075

Strain Reliefs

Product code	Description	Dimensions (inch)	Dimensions (mm)	Package size (pcs)	GTIN-13
KJ8.13	11.81 inch side/for 1 cable, galvanized steel	2.56 x 10.4 x 3.35	65 x 265 x 85	1	6418677172755
KJ8.23	11.81 inch side/for 2 cables, galvanized steel	2.56 x 10.4 x 3.35	65 x 265 x 85	1	6418677173271
KJ8.14	15.75 inch side/for 1 cable, galvanized steel	2.56 x 14.4x 3.35	65 x 365 x 85	1	6418677173288
KJ8.24	15.75 inch side/for 2 cables, galvanized steel	2.56 x 14.4 x 3.35	65 x 365 x 85	1	6418677173295

KJ8.13

© ENSTO 2019

Cover Screws

Product code	Description	Dimensions (inch)	Dimensions (mm)	Package size (pcs)	GTIN-13
OLS42	Slotted/cross head, sealable	1.65 x 0.02	42 x 14	100	6418677164590
OLSA42.4	Screw set, 4 slotted/cross head cover screws OLS42	1.65 x 0.02	42 x 14	1	6418677174704
OLSA42.6	Screw set, 6 slotted/cross head cover screws OLS42	1.65 x 0.02	42 x 14	1	6418677174711
OLSA42.04	Screw set, 4 slotted/cross head cover screws OLS42 and 4 mounting screws OMS1	1.65 x 0.02	42 x 14	1	6418677172267
OLSA42.06	Screw set, 6 slotted/cross head cover screws OLS42 and 8 mounting screws OMS1	1.65 x 0.02	42 x 14	1	6418677172274
OLS42N	Slotted/cross head, dark grey Noryl	1.65 x 0.02	42 x 14	12	6418677174728
OLS32	Slotted/cross head for 23.62 inch modular cover	1.26 x 0.02	32 x 14	12	6418677174360
PLS63	Springloaded, slotted/cross head	2.44 x 0.02	62 x 14	12	6418677173073
OLSH1	Hinged cover screw, slotted/cross head, blue, poly-amide	0.55 x 3.78	14 x 96	1	6418677174247
OLW55	Wing head	2.17 x 0.02	55 x 14	100	6418677171765
OLWA55.4	Screw set, 4 wing head cover screws OLW55	2.17 x 0.02	55 x 14	1	6418677174735
OLWA55.6	Screw set, 6 wing head cover screws OLW55	2.17 x 0.02	55 x 14	1	6418677174742
OLWA55.04	Screw set, 4 wing head cover screws OLW55 and 4 mounting screws OMS1	2.17 x 0.02	55 x 14	1	6418677172281
OLWA55.06	Screw set, 6 wing head cover screws OLW55 and 8 mounting screws OMS1	2.17 x 0.02	55 x 14	1	6418677174759
OLT42	DIN 3 head	1.65 x 0.02	42 x 14	100	6418677171772
OLTA42.4	Screw set, 4 DIN 3 head cover screws OLT42	1.65 x 0.02	42 x 14	1	6418677174766
OLTA42.6	Screw set, 6 DIN 3 head cover screws OLT42	1.65 x 0.02	42 x 14	1	6418677174773
OLTA42.04	Screw set, 4 DIN 3 head cover screws OLT42 and 4 mounting screws OMS1	1.65 x 0.02	42 x 14	1	6418677172298
OLTA42.06	Screw set, 6 DIN 3 head cover screws OLT42 and 8 mounting screws OMS1	1.65 x 0.02	42 x 14	1	6418677174780
OLTA42.041	Screw set, 4 DIN 3 head cover screws OLT42 and 4 mounting screws OMS1 + key OLT42KEY	1.65 x 0.02	42 x 14	1	6418677174797
OLT42KEY	Key for DIN head screw OLT42	2.09 x 1.97 x ø0.87	53 x 50 x ø22	1	6418677172410

Cover screw, wing head, OLW55.

Threaded bushing, OTS1.

Other Accessories

Product code	Description	Dimensions (inch)	Dimensions (mm)	Package size (pcs)	GTIN-13
OCS22.46	Customizing template, transparent	15.7 x 11.8 x 0.24	400 x 300 x 6	5	6418677184338
OESA1.06	Extension frame screws, set of 6 pcs	2.63 x ø 0.67	67 x ø17	1	6438100081416
OFL1	Mounting feet, set of 4 pcs	1.57 x 0.75 x 1.40	40 x 19 x 35.5	1	6418677164781
OEL1	Corner elevator, Includes M5 bolt	0.75 x 0.75 x 0.02	19 x 19 x 14	10	6418677164798
OELA1.04	Corner elevator, set of 4 OEL1	0.75 x 0.75 x 0.02	19 x 19 x 14	1	6418677181696
OPHFPA1.04	Swing panel kit for Cubo O	-	-	1	6438100200817
OMS1	Mounting screw, for rails and plates	0.39 x 0.19	10 x 5	100	6418677164804
OBI1	Brass insert, for mounting pod	M3	M3	50	6418677172328
OBIA1.04	Brass insert, set of 4 OBI1	M3	M3	1	6418677172335
OCP1	Cover plug, polyethylene	ø 0.59/0.67 x 0.43	ø 15/17 x 11	12	6418677164811
OBS15	0.59 inch spacer, Includes M5 screw, steel	0.31 x 0.59	8 x 15	12	6418677171802
OBS15.04	0.59 inch spacer, set of 4 pcs	0.31 x 0.59	8 x 15	1	6418677172342
OBS20	0.79 inch spacer, Includes M5 screw, steel	0.31 x 0.79	8 x 20	12	6418677171819
OBS20.04	0.79 inch spacer, set of 4 pcs	0.31 x 0.79	8 x 20	1	6418677172359
OBS30	1.18 inch spacer, Includes M5 screw, steel	0.31 x 1.18	8 x 30	12	6418677171826
OBS30.04	1.18 inch spacer, set of 4 pcs	0.31 x 1.18	8 x 30	1	6418677172366

Swing panel kit for Cubo O, OPHFPA1.04.

Hinged cover screw, OLSH1.

Hinge pair, OHI1.

Mounting feet set, OFL1.

Corner elevator, OEL1.

© ENSTO 2019

Ensto Cubo N Wall Cabinets Type 4, 4x and 12

Sizes 11.8 x 9.8 x 5.5 to 31.5 x 23.6 x 11.8 inch

Ensto Cubo N Wall Cabinets in Brief:

- Available with plain sides or with a polycarbonate window
- Available in 7 sizes
- Superb temperature resistance
- Sturdy construction and high resistance to corrosion and solvents
- Suitable for highly demanding environments such as waste water treatment and the petrochemical/chemical industries
- Quick fixture brackets at the back allow fitting without drilling
- Built-in protective edge allows you to open the door 180° in installations and also prevents entry of water when opening the door
- Vertical patterns on the inner side of the door enables correct fitting of devices

Contents of the Product Package:

- Enclosure base
- Door
- Lock with ¼ turn latch

Conformity	
GRP enclosures:	CE RoHS UL cUL
Technical information	
UL File no:	E189312
UL category:	NITW, NITW7
Environmental type (UL):	4, 4x,12
Operating temperature:	-40 °F... 176 °F (-40 °C... +80 °C)
Short term temperature range:	-58 °F... 284 °F (-50 °C... +140 °C)
Flammability rating:	UL 746C
Degree of protection:	IP66
Impact resistance:	IK10, models with window IK07
Insulation:	Class II
Material	
Base/cover:	Glass reinforced polyester (GRP)
Lock:	Double bit DIN 0.12 inch (3.0 mm)
Gasket:	PUR (polyurethane)
Enclosure side types	
GRP enclosures:	Plain sides
Standard color	
Base/cover:	Gray RAL 7035

Ensto Cubo N Wall Cabinets

Length inch (mm)	Width inch (mm)	Depth inch (mm)	Fiberglass plain sides (product code, GTIN-13)	Fiberglass polycarbonate window plain sides (product code, GTIN-13)	Mounting plate		DIN rails, DIN 46277/3, galvanized steel	Chassis for modular devices, IP20	Internal door kit, GRP
					GRP	Galvanized steel			
11.81 (300)	9.84 (250)	5.51 (140)	NGRP253014.U 6438100133528	NGRW253014.U 6438100133597	NGRMP2530 6438100123833	NMP2530 6438100123970	DR35220.6 6438100174071		
15.74 (400)	11.81 (300)	7.87 (200)	NGRP304020.U 6438100133535	NGRW304020.U 6438100133603	NGRMP3040 6438100123840	NMP3040 6438100123987	DR35270.6 6438100174088	NMC3040.24 6438100124366	NID3040 6438100124304
15.74 (400)	15.74 (400)	7.87 (200)	NGRP404020.U 6438100133542	NGRW404020.U 6438100133610	NGRMP4040 6438100123857	NMP4040 6438100123994	DR35370.6 6438100159733	NMC4040.36 6438100124373	NID4040 6438100124311
19.68 (500)	15.74 (400)	7.87 (200)	NGRP405020.U 6438100133559	NGRW405020.U 6438100133627	NGRMP4050 6438100123864	NMP4050 6438100124007	DR35370.6 6438100159733	NMC4050.54 6438100124397	NID4050 6438100124328
23.62 (600)	15.74 (400)	9.05 (230)	NGRP406023.U 6438100133566	NGRW406023.U 6438100133634	NGRMP4060 6438100123871	NMP4060 6438100124014	DR35370.6 6438100159733	NMC4050.54 6438100124397	NID4060 6438100124335
23.62 (600)	19.68 (500)	9.05 (230)	NGRP506023.U 6438100133573	NGRW506023.U 6438100133641	NGRMP5060 6438100123888	NMP5060 6438100124021	DR35470.6 6438100174095	NMC5060.69 6438100124403	NID5060 6438100124342
31.49 (800)	23.62 (600)	11.81 (300)	NGRP608030.U 6438100133580	NGRW608030.U 6438100133658	NGRMP6080 6438100123895	NMP6080 6438100124038	DR35565.6 6438100174101	NMC6080.116 6438100124410	NID6080 6438100124359

Other Accessories

Product code	Description	Dimensions (inch)	Dimensions (mm)	Package size (pcs)	GTIN-13
Wall mounting lugs					
NFL1	Set of 4 pcs, plastic	-	-	1	6438100124670
NFL2	Set of 4 pcs, AISI 304	-	-	1	6438100169954
NFL3	Set of 4 pcs, plastic	-	-	1	6438100205003
Locks					
NDIN1	DIN 3 lock with T-handle (standard lock)	-	-	1	6438100160296
NKL1	Key lock with a T-handle	-	-	1	6438100124816
NPD3041	Padlocking accessory, AISI 304	-	-	1	6438100124854

NFL1

NPD3041

Common Enclosure Accessories

We offer a wide range of accessories, for instance pole mounting brackets, ventilation devices, breathers, cable glands, counter nuts and cover plugs.

Benefits Of Using Our Accessories:

Wide Range Of Accessories
We offer a wide range of high-quality accessories for industrial use.

Sourcing Of Third-Party Accessories
We offer our sourcing services in the event that our range does not cover all accessories suitable for your needs.

Assembly Services
We also offer assembly services, saving you time and other resources and guaranteeing safe and reliable assemblies.

© ENSTO 2019

Pole Mounting Brackets For Cubo O, W And N Enclosures

Pole mounting brackets were designed to securely fasten your enclosure to a pole. The pole mounting brackets are a set of two rails or a plate with a pole clamp and needed screws.

Product code	Description	Dimensions (inch)	Dimensions (mm)	Package size (pcs)	GTIN-13
Sets of two rails					
PMB20	For 7.87 inch wide enclosure	1.10 x 1.38 x 7.68	28 x 35 x 195	1	6438100131739
PMB25	For 9.84 inch wide enclosure	1.10 x 1.38 x 9.65	28 x 35 x 245	1	6438100135430
PMB30	For 11.81 inch wide enclosure	1.10 x 1.38 x 11.61	28 x 35 x 295	1	6438100131753
PMB40	For 15.75 inch wide enclosure	1.10 x 1.38 x 15.55	28 x 35 x 395	1	6438100131760
PMB50	For 19.69 inch wide enclosure	1.10 x 1.38 x 19.49	28 x 35 x 495	1	6438100131777
PMB60	For 23.62 inch wide enclosure	1.10 x 1.38 x 23.43	28 x 35 x 595	1	6438100131784
Sets with a plate					
PMB2020	For 7.87 inch wide enclosure	1.61 x 7.87 x 8.07	41 x 200 x 205	1	6438100131746

Ventilation Devices And Breathers

Product code	Description	Dimensions (inch)	Dimensions (mm)	Package size (pcs)	GTIN-13
VDRI18	Ventilation device, IP43, polyamide	0.98 x 1.10	25 x 28	1	6418677151231
VDRI29	Ventilation device, IP24, polyamide	1.20 x 2.72	30.5 x 69	1	6418677151248
BPA10HV0.U	Breather, IP68, polyamide, grey, 120 l/h UL 4X	ø0.75 x 0.67	ø19 x 17	1	6438100209070
BSS10S	Breather, IP68, AISI 304, 16l/h	ø0.75 x 0.83	ø19 x 21	1	6418677184307
BSS10H	Breather, IP68, AISI 304, 120l/h	ø0.75 x 0.83	ø19 x 21	1	6418677184963
DWP1	Drain water plug, IP44, rubber	ø1.30	ø33	1	6418677172731
BVD22	Ventilation device, IP55, polycarbonate siloxane, UL 4X	1.97 x 1.97 x 0.79	50 x 50 x 20	1	6438100161590

Ventilation device, IP24, VDRI29

Breather, IP68, Environmental type 4X, BPA10HV0.U

Breather, IP68, AISI 304, BSS10S

Drain water plug, IP44, DWP1

Ventilation device, IP55, Environmental type 4X, BVD22.

Distance Bushings

Product code	Description	Dimensions (inch)	Dimensions (mm)	Package size (pcs)	GTIN-13
PSK36.050	External ø 0.39 inch, aluminium	Length 0.20 inch	Length 5.0 mm	100	6418677166907
PSK36.085	External ø 0.39 inch, aluminium	Length 0.33 inch	Length 8.5 mm	100	6418677166914
PSK36.100	External ø 0.39 inch, aluminium	Length 0.39 inch	Length 10.0 mm	100	6418677166921
PSK36.120	External ø 0.39 inch, aluminium	Length 0.47 inch	Length 12.0 mm	100	6418677166938
PSK36.150	External ø 0.39 inch, aluminium	Length 0.59 inch	Length 15.0 mm	100	6418677166945
PSK36.200	External ø 0.39 inch, aluminium	Length 0.79 inch	Length 20.0 mm	100	6418677166952
PSK36.250	External ø 0.39 inch, aluminium	Length 0.98 inch	Length 25.0 mm	100	6418677166969
PSK36.300	External ø 0.39 inch, aluminium	Length 1.18 inch	Length 30.0 mm	50	6418677166976
PSK36.350	External ø 0.39 inch, aluminium	Length 1.38 inch	Length 35.0 mm	50	6418677166983
PSK36.400	External ø 0.39 inch, aluminium	Length 1.57 inch	Length 40.0 mm	50	6418677166990
PSK36.450	External ø 0.39 inch, aluminium	Length 1.77 inch	Length 45.0 mm	50	6418677167003
PSK36.500	External ø 0.39 inch, aluminium	Length 1.97 inch	Length 50.0 mm	50	6418677167010

PSK36.150

© ENSTO 2019

Cable Glands, Metric Thread

Dimensions	Cable gland, grey polyamide with strain relief, IP68 (product code, GTIN-13)	Cable gland, grey polyamide with strain relief, IP68, long thread (product code, GTIN-13)	Counter nut grey polyamide (product code, GTIN-13)	Cover plug grey polyamide (product code, GTIN-13)
M12	KTM24.12 6416031851124 Cable Ø 0.12 - 0.26 inch, thread length 0.31 inch		PMR1218.12 6416031859120	PMR1217.12 6416031853128
M16	KTM24.16 6416031851162 Cable Ø 0.20 - 0.39 inch, thread length 0.39 inch	KTM24.16L 6418677171062 Cable Ø 0,20 - 0.39 inch, thread length 0.59 inch	PMR1218.16 6416031859168	PMR1217.16 6416031853166
M20	KTM24.20 6416031851209 Cable Ø 0.39 - 0.55 inch, thread length 0.39 inch	KTM24.20L 6418677171079 Cable Ø 0.39 -0.55 inch, thread length 0.59 inch	PMR1218.20 6416031859205	PMR1217.20 6416031853203
M25	KTM24.25 6416031851254 Cable Ø 0.51 - 0.71 inch, thread length 0.39 inch	KTM24.25L 6418677171086 Cable Ø 0.51 - 0.71 inch, thread length 0.59 inch	PMR1218.25 6416031859250	PMR1217.25 6416031853258
M32	KTM24.32 6416031851322 Cable Ø 0.71 -0.98 inch, thread length 0.71 inch		PMR1218.32 6416031859328	PMR1217.32 6416031853326
M40	KTM24.40 6416031851407 Cable Ø 0.87 - 1.26 inch, thread length 0.71 inch		PMR1218.40 6416031859403	PMR1217.40 6416031853401
M50	KTM24.50 6416031851506 Cable Ø 1.18 - 1.50 inch, thread length 0.71 inch		PMR1218.50 6416031859502	PMR1217.50 6416031853500
M63	KTM24.63 6418677171031 Cable Ø 1.34 -1.73 inch, thread length 0.71 inch		PMR1218.63 6418677171048	PMR1217.63 6418677171055

KTM24.12

KT24.07

Cable Glands, Pg Thread

Dimensions	Cable gland, grey polyamide with strain relief, IP68 (product code, GTIN-13)	Counter nut grey polyamide (product code, GTIN-13)	Blind plug grey polyamide (product code, GTIN-13)
Pg7	KT24.07 6418677170836 Cable Ø 0.12 - 0.24 inch, thread length 0.31 inch	PMR444.07 6418677170935	PMR442.07 6418677169960
Pg9	KT24.09 6418677170843 Cable Ø 0.16 - 0.31 inch, thread length 0.31 inch	PMR444.09 6418677170942	PMR442.09 6418677169403
Pg11	KT24.11 6418677170850 Cable Ø 0.20 - 0.39 inch, thread length 0.31 inch	PMR444.11 6418677170959	PMR442.11 6418677169410
Pg13.5	KT24.13 6418677170867 Cable Ø 0.24 - 0.47 inch, thread length 0.35 inch	PMR444.13 6418677170966	PMR442.13 6418677169427
Pg16	KT24.16 6418677170874 Cable Ø 0.39 -0.51 inch, thread length 0.39 inch	PMR444.16 6418677170973	PMR442.16 6418677169434
Pg21	KT24.21 6418677170881 Cable Ø 0.51 - 0.71 inch, thread length 0.43 inch	PMR444.21 6418677170980	PMR442.21 6418677169441
Pg29	KT24.29 6418677170898 Cable Ø 0.71 -0.98 inch, thread length 0.43 inch	PMR444.29 6418677170997	PMR442.29 6418677169458
Pg36	KT24.36 6418677170904 Cable Ø 0.87 - 1.22 inch, thread length 0.51 inch	PMR444.36 6418677171000	PMR442.36 6418677169465
Pg42	KT24.42 6418677170911 Cable Ø 1.18 - 1.50 inch, thread length 0.51 inch	PMR444.42 6418677171017	
Pg48	KT24.48 6418677170928 Cable Ø 1.34 - 1.73 inch, thread length 0.55 inch	PMR444.48 6418677171024	

PMR1218.12

PMR1217.12

© ENSTO 2019

Industrial Components

Critical To The Safety Of Your Operations

We support your operations with high-quality terminals and load-break switches that are designed and tested to meet a wide range of applications.

You can rely on our components as they are certified against the most demanding industry standards to ensure high performance and quality of your operations.

In addition to standard components, we offer customer-specific solutions, such as terminals customized with prints and labellings, and solutions designed to serve even more specific needs. An example of these is the Ensto Clampo Pro three-pole terminal block, which is specifically designed for one of our customers in the drives industry.

Benefits Of Using Our Components:

Reliable, Certified Products
Our terminals are designed and tested to meet a wide range of industrial applications in various environments.

Compact Size
The components take little space in your assembly.

© ENSTO 2019

Ensto Clampo Pro Universal Terminals

For Al/Cu Conductors From 6 AWG to 500 kcmil

Ensto Clampo Pro Universal Terminals in Brief:

- Certified according to the latest standards
- Suitable for both aluminium and copper conductors
- Suitable for transitioning between aluminum and copper conductors without any extra cable clamps
- Suitable for use for the feed-in conductors (short circuit tested)
- Suitable for a wide cross-section range of conductors (a single terminal can be used in a wide range of applications)
- Suitable for stranded wires, without extra bushings

Technical Features:

- Compact in size compared to similar products on the market
- Oxidation-inhibiting compound applied at the factory
- Simple and reliable construction made of a monoblock
- Can be fixed directly onto a DIN rail or, with screws, onto a base
- Quickly and easily connected using one screw only
- Reliable and strong tightening of connection with hexagonal screws (possible to reuse without damage)
- Color coding for N and PE terminals

Conformity	
	CE RoHS FI UL EAC
Standards	
For copper conductors:	EN 60947-7-1:2009 EN 60947-7-2:2009
For aluminium conductors:	EN 61238-1:2003
UL- recognition:	UL 1059
Connector class:	A
Technical information	
Cross-section range:	Al/Cu 6 AWG to 500 kcmil
Maximum current:	Al 120 - 310 A, Cu 150 - 380 A
Operating temperature:	Max. 176 °F (80 °C)
Pollution degree:	3
Material	
Housing:	Polyamide
Body and screws:	Tin-coated aluminum
Mechanical features	
Screw head:	Hexagonal
Mounting:	Screws or DIN rail

Terminals also suitable for copper conductors.

Tapping terminals consist of a single pole with four connection points (single circuit).



KE61.03 is a three-pole terminal block with three individual circuits.

Product cards, dimensional drawings and 3D models can be found at www.ensto.com/en-US/products.

© ENSTO 2019

Product code (GTIN-13)	Color	Wire type	AWG* 1 wire/ terminal	AWG* 2 Cu-wires/ terminal	AWG* 3 Cu-wires/ terminal	Maxi-mum voltage	Maximum current	Tightening torque	Allen-hex socket head terminal screw	Mount-ing	Dimensions (W x L x H)	Weight lbs (kg)	Package size (pcs)
One-Pole Universal Terminals													
KE61 6418677191817	Gray	Cu Al	1/0 - 6 1/0 - 6	6	8	600 V 600 V	150 A 120 A	90 lb·in (10 Nm)	5 mm	DIN rail	0.7 x 1.9 x 1.7 In (17.8 x 49 x 43 mm)	0.066 (0.030)	30
KE61.2 6418677191831	Blue	Cu Al	1/0 - 6 1/0 - 6	6	8	600 V 600 V	150 A 120 A	90 lb·in (10 Nm)	5 mm	DIN rail	0.7 x 1.9 x 1.7 In (17.8 x 49 x 43 mm)	0.066 (0.030)	30
KE61.3 6418677191848	Yellow/ Green	Cu Al	1/0 - 6 1/0 - 6	6	8			90 lb·in (10 Nm)	5 mm	DIN rail	0.7 x 1.9 x 1.7 In (17.8 x 49 x 43 mm)	0.066 (0.030)	30
KE62 6418677191855	Gray	Cu Al	4/0 - 4 4/0 - 4	2 - 6	6	600 V 600 V	230 A 180 A	126 lb·in (14 Nm)	5 mm	DIN rail/ screw	0.9 x 3.4 x 1.9 In (24 x 86 x 49 mm)	0.163 (0.074)	30
KE62.2 6418677191862	Blue	Cu Al	4/0 - 4 4/0 - 4	2 - 6	6	600 V 600 V	230 A 180 A	126 lb·in (14 Nm)	5 mm	DIN rail/ screw	0.9 x 3.4 x 1.9 In (24 x 86 x 49 mm)	0.163 (0.074)	30
KE62.3 6418677191879	Yellow/ Green	Cu Al	4/0 - 4 4/0 - 4	2 - 6	6			126 lb·in (14 Nm)	5 mm	DIN rail/ screw	0.9 x 3.4 x 1.9 In (24 x 86 x 49 mm)	0.163 (0.074)	30
KE63 6418677191886	Gray	Cu Al	300 - 2 300 - 2	1/0 - 2	2	600 V 600 V	285 A 230 A	216 lb·in (24 Nm)	8 mm	DIN rail/ screw	1.2 x 3.7 x 2.3 In (29.5 x 95 x 59 mm)	0.265 (0.120)	30
KE63.2 6418677191893	Blue	Cu Al	300 - 2 300 - 2	1/0 - 2	2	600 V 600 V	285 A 230 A	216 lb·in (24 Nm)	8 mm	DIN rail/ screw	1.2 x 3.7 x 2.3 In (29.5 x 95 x 59 mm)	0.265 (0.120)	30
KE63.3 6418677191909	Yellow/ Green	Cu Al	300 - 2 300 - 2	1/0 - 2	2			216 lb·in (24 Nm)	8 mm	DIN rail/ screw	1.2 x 3.7 x 2.3 In (29.5 x 95 x 59 mm)	0.265 (0.120)	30
KE64 6418677191916	Gray	Cu Al	500 - 3/0 500 - 3/0	2/0 - 2	1/0 -2	600 V 600 V	380 A 310 A	360 lb·in (40 Nm)	8 mm	Screw	1.5 x 5.1 x 2.6 In (37.5 x 130 x 67 mm)	0.549 (0.249)	30
KE64.2 6418677191923	Blue	Cu Al	500 - 3/0 500 - 3/0	2/0 - 2	1/0 -2	600 V 600 V	380 A 310 A	360 lb·in (40 Nm)	8 mm	Screw	1.5 x 5.1 x 2.6 In (37.5 x 130 x 67 mm)	0.549 (0.249)	30
KE64.3 6418677191930	Yellow/ Green	Cu Al	500 - 3/0 500 - 3/0	2/0 - 2	1/0 -2			360 lb·in (40 Nm)	8 mm	Screw	1.5 x 5.1 x 2.6 In (37.5 x 130 x 67 mm)	0.549 (0.249)	30
Three-Pole Universal Terminal													
KE61.03 6418677191824	Gray	Cu Al	1/0 - 6 1/0 - 6	6	8	600 V 600 V	150 A 120 A	90 lb·in (10 Nm)	5 mm	DIN rail	1.9 x 1.9 x 1.7 In (49.5 x 49 x 43 mm)	0.170 (0.077)	30
Tapping blocks													
KE66 6418677191947	Gray	Cu Al	1/0 - 6 1/0 - 6	6	8	600 V 600 V	150 A 120 A	90 lb·in (10 Nm)	5 mm	DIN rail	1.2 x 1.9 x 1.7 In (29.8 x 49 x 43 mm)	0.108 (0.049)	30
KE66.2 6418677191954	Blue	Cu Al	1/0 - 6 1/0 - 6	6	8	600 V 600 V	150 A 120 A	90 lb·in (10 Nm)	5 mm	DIN rail	1.2 x 1.9 x 1.7 In (29.8 x 49 x 43 mm)	0.108 (0.049)	30
KE66.3 6418677191961	Yellow/ Green	Cu Al	1/0 - 6 1/0 - 6	6	8			90 lb·in (10 Nm)	5 mm	DIN rail	1.2 x 1.9 x 1.7 In (29.8 x 49 x 43 mm)	0.108 (0.049)	30
KE67 6418677191978	Gray	Cu Al	4/0 - 4 4/0 - 4	2 - 6	6	600 V 600 V	230 A 180 A	126 lb·in (14 Nm)	5 mm	DIN rail/ screw	1.7 x 3.4 x 1.9 In (42 x 86 x 49 mm)	0.282 (0.128)	30
KE67.2 6418677191985	Blue	Cu Al	4/0 - 4 4/0 - 4	2 - 6	6	600 V 600 V	230 A 180 A	126 lb·in (14 Nm)	5 mm	DIN rail/ screw	1.7 x 3.4 x 1.9 In (42 x 86 x 49 mm)	0.282 (0.128)	30
KE67.3 6418677191992	Yellow/ Green	Cu Al	4/0 - 4 4/0 - 4	2 - 6	6			126 lb·in (14 Nm)	5 mm	DIN rail/ screw	1.7 x 3.4 x 1.9 In (42 x 86 x 49 mm)	0.282 (0.128)	30
KE68 6418677192005	Gray	Cu Al	300 - 2 300 - 2	1/0 - 2	2	600 V 600 V	285 A 230 A	216 lb·in (24 Nm)	8 mm	DIN rail/ screw	2.0 x 3.7 x 2.3 In (51.5 x 95 x 59 mm)	0.463 (0.210)	30
KE68.2 6418677192012	Blue	Cu Al	300 - 2 300 - 2	1/0 - 2	2	600 V 600 V	285 A 230 A	216 lb·in (24 Nm)	8 mm	DIN rail/ screw	2.0 x 3.7 x 2.3 In (51.5 x 95 x 59 mm)	0.463 (0.210)	30
KE68.3 6418677192029	Yellow/ Green	Cu Al	300 - 2 300 - 2	1/0 - 2	2			216 lb·in (24 Nm)	8 mm	DIN rail/ screw	2.0 x 3.7 x 2.3 In (51.5 x 95 x 59 mm)	0.463 (0.210)	30
KE69 6418677192036	Gray	Cu Al	500 - 3/0 500 - 3/0	2/0 - 2	1/0 - 2	600 V 600 V	380 A 310 A	360 lb·in (40 Nm)	8 mm	Screw	2.5 x 5.1 x 2.6 In (64 x 130 x 67 mm)	0.966 (0.438)	30
KE69.2 6418677192043	Blue	Cu Al	500 - 3/0 500 - 3/0	2/0 - 2	1/0 - 2	600 V 600 V	380 A 310 A	360 lb·in (40 Nm)	8 mm	Screw	2.5 x 5.1 x 2.6 In (64 x 130 x 67 mm)	0.966 (0.438)	30
KE69.3 6418677192050	Yellow/ Green	Cu Al	500 - 3/0 500 - 3/0	2/0 - 2	1/0 - 2			360 lb·in (40 Nm)	8 mm	Screw	2.5 x 5.1 x 2.6 In (64 x 130 x 67 mm)	0.966 (0.438)	30

Standard UL 1059, UL category XCFR2, file E 192532.
* AWG = American Wire Gauge
Insulating material polyamide, flammability rating V-2 (UL94).
All terminal blocks KE61-KE69 are delivered with oxide inhibiting compound applied.

KE61

KE62 with KEL62

Accessories

Product code	Description	Weight lbs (kg)	Pack-age size (pcs)	GTIN-13
Terminal Shrouds				
KEL61	Terminal shroud for KE61, KE66	0.002 (0.001)	100	6438100020064
KEL62	Terminal shroud for KE62, KE67	0.004 (0.002)	100	6438100020071
KEL63	Terminal shroud for KE63, KE68	0.007 (0.003)	100	6438100020088
KEL64	Terminal shroud for KE64, KE69	0.009 (0.004)	100	6438100020095
Other Accessories				
PP37	DIN rail, 1.38 inch, steel , length 7.87 inch	1.371 (0.622)	10	6418677161896
KRL2	End clip for fixing components to Din rail, PP37	0.020 (0.009)	50	6418677161919

KE68.2

KE69.3

Ensto Clampo Pro 1000 V Terminals

For Al/Cu Conductors From 6 Awg to 300 Kcmil

Why Choose The Ensto Clampo Pro 1000 V

Terminals

- Suitable for 1000 VAC and VDC
- Compact size
  - Can be installed next to each other without partition plates
- Suitable for both aluminium and copper conductors
- Short circuit tested class A terminals
- Higher temperature range (194 °F)

Technical Features

- Housing: fiberglass reinforced polyamide
  - Better mechanical strength vs. polyamide
  - Better insulating capacity
  - 194 °F temperature range achieved for the material
- Colours:
  - Red and black versions for DC applications
  - Grey and blue for AC applications (KE6x.3 to be used as a grounding terminal)

Conformity	
	CE RoHS FI UL EAC
Standards	
For copper conductors:	EN 60947-7-1:2009
For aluminium conductors:	EN 61238-1:2003
UL recognition	UL 1059
Connector class:	A
Technical information	
Cross-section range:	Al/Cu 6 AWG to 300 kcmil
Maximum current:	Al 120 - 230 A, Cu 150 - 285 A
Operating temperature:	max. 194 °F (90 °C)
Pollution degree:	3
Material	
Housing:	Fiberglass reinforced polyamide
Body and screws:	Tin-coated aluminum
Mechanical features	
Screw heads:	Hexagonal
Mounting:	Screws or DIN rail

Ensto Clampo Pro 1000 V, One-Pole Terminal Blocks

Product code (GTIN-13)	Color	Wire type	AWG* 1 wire/ terminal	AWG* 2 Cu-wires/ terminal	AWG* 3 Cu-wires/ terminal	Maximum voltage	Maximum current	Tightening torque	Allen-hex socket head terminal screw	Mounting	Dimensions (W x H x D)	Weight lbs (kg)	Package size (pcs)
KE161 6438100181758	Gray	Cu Al	1/0 - 6 1/0 - 6	6	8	1000 V 1000 V	150 A 120 A	90 lb·in (10 Nm)	5 mm	DIN rail/ screw	3.25 x 1.89 x 0.76 In (82.5 x 48 x 19.2 mm)	0.099 (0.045)	30
KE161.2 6438100181765	Blue/ Gray	Cu Al	1/0 - 6 1/0 - 6	6	8	1000 V 1000 V	150 A 120 A	90 lb·in (10 Nm)	5 mm	DIN rail/ screw	3.25 x 1.89 x 0.76 In (82.5 x 48 x 19.2 mm)	0.099 (0.045)	30
KE161.4 6438100181772	Red/Gray	Cu Al	1/0 - 6 1/0 - 6	6	8	1000 V 1000 V	150 A 120 A	90 lb·in (10 Nm)	5 mm	DIN rail/ screw	3.25 x 1.89 x 0.76 In (82.5 x 48 x 19.2 mm)	0.099 (0.045)	30
KE161.6 6438100181789	Black/ Gray	Cu Al	1/0 - 6 1/0 - 6	6	8	1000 V 1000 V	150 A 120 A	90 lb·in (10 Nm)	5 mm	DIN rail/ screw	3.25 x 1.89 x 0.76 In (82.5 x 48 x 19.2 mm)	0.099 (0.045)	30
KE162 6438100160616	Gray	Cu Al	4/0 - 4 4/0 - 4	2 - 6	6	1000 V 1000 V	230 A 180 A	120 lb·in (14 Nm)	5 mm	DIN rail/ screw	3.74 x 2.16 x 0.98 In (95 x 55 x 25 mm)	0.201 (0.091)	30
KE162.2 6438100160623	Blue/ Gray	Cu Al	4/0 - 4 4/0 - 4	2 - 6	6	1000 V 1000 V	230 A 180 A	120 lb·in (14 Nm)	5 mm	DIN rail/ screw	3.74 x 2.16 x 0.98 In (95 x 55 x 25 mm)	0.201 (0.091)	30
KE162.4 6438100160647	Red/Gray	Cu Al	4/0 - 4 4/0 - 4	2 - 6	6	1000 V 1000 V	230 A 180 A	120 lb·in (14 Nm)	5 mm	DIN rail/ screw	3.74 x 2.16 x 0.98 In (95 x 55 x 25 mm)	0.201 (0.091)	30
KE162.6 6438100160654	Black/ Gray	Cu Al	4/0 - 4 4/0 - 4	2 - 6	6	1000 V 1000 V	230 A 180 A	120 lb·in (14 Nm)	5 mm	DIN rail/ screw	3.74 x 2.16 x 0.98 In (95 x 55 x 25 mm)	0.201 (0.091)	30
KE163 6438100181796	Gray	Cu Al	300 - 2 300 - 2	1/0 - 2	2	1000 V 1000 V	285 A 230 A	216 lb·in (24 Nm)	8 mm	DIN rail/ screw	4.15 x 2.58 x 1.20 In (105.5 x 65.5 x 30.4 mm)	0.315 (0.143)	30
KE163.2 6438100181802	Blue/ Gray	Cu Al	300 - 2 300 - 2	1/0 - 2	2	1000 V 1000 V	285 A 230 A	216 lb·in (24 Nm)	8 mm	DIN rail/ screw	4.15 x 2.58 x 1.20 In (105.5 x 65.5 x 30.4 mm)	0.315 (0.143)	30
KE163.4 6438100181819	Red/Gray	Cu Al	300 - 2 300 - 2	1/0 - 2	2	1000 V 1000 V	285 A 230 A	216 lb·in (24 Nm)	8 mm	DIN rail/ screw	4.15 x 2.58 x 1.20 In (105.5 x 65.5 x 30.4 mm)	0.315 (0.143)	30
KE163.6 6438100181826	Black/ Gray	Cu Al	300 - 2 300 - 2	1/0 - 2	2	1000 V 1000 V	285 A 230 A	216 lb·in (24 Nm)	8 mm	DIN rail/ screw	4.15 x 2.58 x 1.20 In (105.5 x 65.5 x 30.4 mm)	0.315 (0.143)	30

Standard UL 1059, UL category XCFR2, file E 192532.
* AWG = American Wire Gauge
All terminal blocks are delivered with oxide-inhibiting compound applied.

© ENSTO 2019

Ensto Clampo Compact Terminal Blocks

For Cu Conductors From 22 AWG to 2 AWG

Ensto Clampo Compact Terminal Blocks in Brief:

- For 22 AWG to 2 AWG copper conductors
- Used in controlling, instrumentation and automation applications
- Cost-effective solution
- Compact in size (ideal for installations with limited space)
- Include wire protection (to prevent damage to fine wire strands, while also preventing wires from entering too deeply into the terminal)
- Body of polyamide, heat resistance 221 °F
- Installation onto a DIN rail or directly onto surface
- Easy to mark (either by using marking tape or printing directly onto the terminal body)

Conformity	
Terminal blocks:	CE RoHS FI UL SP EAC
Standards	
Terminal blocks:	EN 60947-7-1, UL 1059, CSA C22.2, No. 158-1987
Technical information	
Cross-section range:	Cu 22 - 2 AWG
Maximum current:	10 - 115 A
Maximum voltage:	150 - 600 V
Operating temperature:	Max. 221 °F (105 °C)
Material	
Housing:	Polyamide
Body:	Ni-coated brass
Mechanical features	
Screw head:	Slot head
Mounting:	Screws or DIN rail

Ensto Clampo Compact, Terminal Blocks

Product code (GTIN-13)	Number of poles	Wire type	AWG* 1 wire/terminal	Maximum voltage	Maximum current	Tightening torque	Screwdriver terminal screw	Mounting	Dimensions (W x L x H)	Weight lbs (kg)	Package size (pcs)
KR5031 6418677111402	3	Cu	14 - 22	150 V	10 A	4.4 lb·in (0.5 Nm)	Max. 3.5 mm slot	DIN rail/screw	1.0 x 0.9 x 0.7 In (26 x 22 x 18 mm)	0.015 (0.007)	200
KR5131 6418677111426	12	Cu	14 - 22	150 V	10 A	4.4 lb·in (0.5 Nm)	Max. 3.5 mm slot	DIN rail/screw	2.8 x 0.9 x 0.7 In (70.9 x 22 x 18 mm)	0.057 (0.026)	50
KR8031 6418677111778	3	Cu	8 - 18	150 V	50 A	7 lb·in (0.8 Nm)	Max. 5 mm slot	DIN rail/screw	1.2 x 0.9 x 0.9 In (31.4 x 22 x 22 mm)	0.033 (0.015)	200
KR8041 6418677111792	4	Cu	8 - 18	150 V	50 A	7 lb·in (0.8 Nm)	Max. 5 mm slot	DIN rail/screw	1.5 x 0.9 x 0.9 In (38.2 x 22 x 22 mm)	0.046 (0.021)	200
KR8121 6418677111822	12	Cu	8 - 18	150 V	50 A	7 lb·in (0.8 Nm)	Max. 5 mm slot	DIN rail/screw	3.6 x 0.9 x 0.9 In (90.8 x 22 x 22 mm)	0.132 (0.060)	100
KR10021 6418677111334	2	Cu	6 - 18	300 V	65 A	20 lb·in (2.25 Nm)	Max. 6.5 mm slot	DIN rail/screw	1.3 x 1.2 x 1.6 In (34 x 30.8 x 39.5 mm)	0.097 (0.044)	100
KR10031 6418677111358	3	Cu	6 - 18	300 V	65 A	20 lb·in (2.25 Nm)	Max. 6.5 mm slot	DIN rail/screw	1.8 x 1.2 x 1.6 In (45.3 x 30.6 x 39.5 mm)	0.143 (0.065)	100

Standard UL 1059, UL category XCFR2, File E1 92532.
* AWG = American Wire Gauge
Insulating material polyamide, flammability rating V-2 (UL94).

KR5131

KR8041

KR10031

KR10021

© ENSTO 2019

Accessories

Product code	Description	Weight lbs (kg)	Package size (pcs)	GTIN-13
KRL7	Adapter for 1.38 x 0.30 inch DIN rail mounting, gray	0.002 (0.001)	100	6418677112034
KNL7	Adapter for 1.38 x 0.59 inch DIN rail mounting, black	0.002 (0.001)	100	6418677193187
KRL8	End holder, fits both DIN 0.59 and 1.38 inch rails	0.007 (0.003)	100	6418677112041
PMR143	End plate for direct mounting	0.002 (0.001)	100	6418677112614
PMR370	Spacer plate, fits both DIN 0.59 and 1.38 inch rails	0.004 (0.002)	100	6418677112645
KRL6	Spacer plate for KR8121	0.004 (0.002)	100	6418677111952
PP44	DIN rail, 0.59 inch, steel , length = 7.87 inch	0,639 (0.290)	10	6418677112720

Adapter for 1.38 x 0.30 inch DIN rail mounting, KRL7.

End holder, fits both DIN 0.59 and 1.38 inch rails, KRL8.

End plate for direct mounting, PMR143.

Spacer plate, fits both DIN 0.59 and 1.38 inch rails, PMR370.

© ENSTO 2019

Terminal Blocks

For Conductors From 22 AWG to 6 AWG

Terminal Blocks in Brief:

- Eurostyle barrier strips
- May be used for flexible, stranded and solid conductors from 22 AWG to 6 AWG
- For use in various types of electrical equipment e.g.in the internal wiring of luminaire fittings
- Cost-efficient solution
- KB versions include wire-protection to prevent damage to fine wire strands, while also preventing wires from entering too deep into the terminal
- May be cut to any length from 2-12 poles
- Also available with stand-off feet to achieve longer creepage distances
- Versions available with NI plated brass screws

Customized Markings

- Terminal blocks can also be marked with desired markings. Markings are stamped on the “chimneys” or optionally on the body.

Conformity	
	CE RoHS
Standards	
All terminal blocks:	EN 60998-1:2004 EN 60998-2-1:2004 UL 1059
Technical information	
Cross-section range:	Cu 22 AWG to 6 AWG
Maximum voltage:	300 – 600 V
Maximum current:	20 – 63 A
Operating temperature:	Max. 212 °F
Material	
Housing:	PA66 UL94 V2
Body:	NI plated brass
Screws:	Steel or NI plated brass

Product code* (.12)	Approval code	Range, Max. Current, Max. Voltage	Mounting hole (mm)	Terminal screw	Stand of feet	Package
KA/KB16.XX	1616UF	AWG 12-22, 20 A, 300V	2.8	M2.6		250
KA/KB17.XX	1616MF	AWG 12-22, 20 A, 600V	2.8	M2.6	X	250
KA/KB241.XX	241	AWG 10-22, 30 A, 300V	3.5	M3		250
KA/KB242.XX	242	AWG 10-22, 30 A, 600V	3.5	M3	X	250
KA/KB460.XX	460	AWG 8-20, 40 A, 300V	4.2	M3.5		250
KA/KB463.XX	463	AWG 8-20, 40 A, 600V	4.2	M3.5	X	250
KA/KB612.XX	612	AWG 6-14, 63 A, 600V	4.0	M5	X	100

*
KA = without wire protector
KB = with wire protector
.XX = number of poles 02-12

EnstoNet Couplers

The EnstoNet electricity distribution systems with fast installation have been developed in close co-operation with our customers.

Expanding For Your Benefit
The range of prefabricated components and devices featuring various functionalities is constantly expanding for your benefit.

We offer safe and easy to use solutions for power distribution in various voltages or modes. Our flexible and modifiable solutions ensure easy adaptation to the changing schedules and plans of the construction industry.

EnstoNet is your choice for safety, functionality and energy efficiency.

© ENSTO 2019

EnstoNet Couplers

For Permanent Connection in Fixed Installations

EnstoNet Couplers in Brief:

- 2-5 pole couplers for use in modular wiring installations e.g. cabins, modular housing and in the internal wiring of electrical equipment
- Cost- and time-efficient solution for installers
- Safe to use due to different mechanical and color coding options
- Integrated locking latches ensure a fixed connection
- Non strain relief couplers for enclosure mounting and strain relief couplers for cables
- Branching with distributors
- EnstoNet Couplers also have a Lloyds Register Marine and DNV certificate for marine applications.

Conformity		
	CE RoHS FI UL LISTED	
Standards		
All EnstoNet Couplers:	NAC & NAD: EN 61535-1:2009 NAS: EN 61535-1:2009; EN 60998-2-2:2004 UL ECBT2	
Technical information:	**NAC**	**NAS**
Cross-section range:	4-18 AWG	13-20 AWG
Maximum voltage:	250/400 V	250/400 V
Maximum current:	20 A	20 A
Operating temperature:	158°F	158°F
Material		
Housing:	PA66 UL94 V2	
Connecting parts:	Silver plated brass	
Screws:	Steel	
Technical specification		
UL wire range:	12 ... 18 AWG	
Ratings		
Rated voltage:	250 V	
Degree of protection:	IP20	
Rated current:	20 A	

Product	Mechanical code	Available poles	With/without cable strain-relief	Available colors	Application
Male type, with screws	A	2 - 5	yes/yes	white, black	power
	B	2 - 5	yes/yes	blue	switching, mains voltage
	C	2 - 5	yes/yes	gray	control circuits (bus)
Female type, with screws	A	2, 3, 5	yes/yes	white, black	power
	B	2, 3, 5	yes/yes	blue	switching, mains voltage
	C	2, 3, 5	yes/yes	gray	control circuits (bus)
Male type, screw-less	A	2 - 5	no/yes	white, black	power supply
	B	2, 3, 5	no/yes	blue	switching, mains voltage
	C	2, 3, 5	no/yes	gray	control circuits (bus)
Female type, screwless	A	2 - 5	no/yes	white, black	power supply
	B	2, 3, 5	no/yes	blue	switching, mains voltage
	C	2, 3, 5	no/yes	gray	control circuits (bus)

NAD3.Wr

Distribution Blocks

Product	Mechanical code	Color	input	Output	Application
Distribution block, 2-pole	A	White, black	1 x	3 x	power supply
	B	Blue	1 x	3 x	switching
	C	Gray	1 x	3 x	control circuits
Distribution block, 3-pole	A	White, black	1 x 1~	3 x 1~	power supply
	B	Blue	1 x	3 x	switching, mains voltage
	C	Gray	1 x	3 x	control circuits
Distribution block, 5-pole	A	White, black	1 x 3~	3 x 3~	power supply
	B	Blue	1 x	3 x	switching, mains voltage
	C	Gray	1 x 1~ a+b-	3 x 1~ a+b-	control circuits (bus)

Connect bleu and blanc

© ENSTO 2019

Benefits

of EnstoNet Installation

Enabling easy connection and coupling, the EnstoNet components require only a fraction of the traditional on-site installation time.

Less On-Site Work

The EnstoNet Installation system is based on prefabricated components. Standard-length prefabricated leads are wired from the group electricity distribution cabinet with installation couplers all the way to the points of use. Light fittings and the related controls are wired as individual groups and socket groups and other devices as separate supplies.

For you, EnstoNet means less on-site work. The core component of the installation system is the coupler, and there are dozens of different types of connectors and couplers for various distribution needs. Connected devices, such as light fittings, are factory-installed with the desired coupler, enabling fast and easy on-site installation.

Good Modifiability

The EnstoNet Installation system provides the easiest, most cost-efficient and the fastest way to rearrange, expand or reinstall an existing network. Since no waste requiring disposal at extra cost is generated, the objective of an environmentally friendly lifecycle policy is achieved.

Fast Installation

With tight schedules and changing plans, installation based on advanced prefabrication gives you the advantage of smooth adaptation to changes. Enabling easy connection and coupling, the EnstoNet components require only a fraction of the traditional on-site installation time.

Product cards, dimensional drawings and 3D models can be found at www.ensto.com/en-US/products.

© ENSTO 2019

Installation System

Recommended Usage and Colour Codes

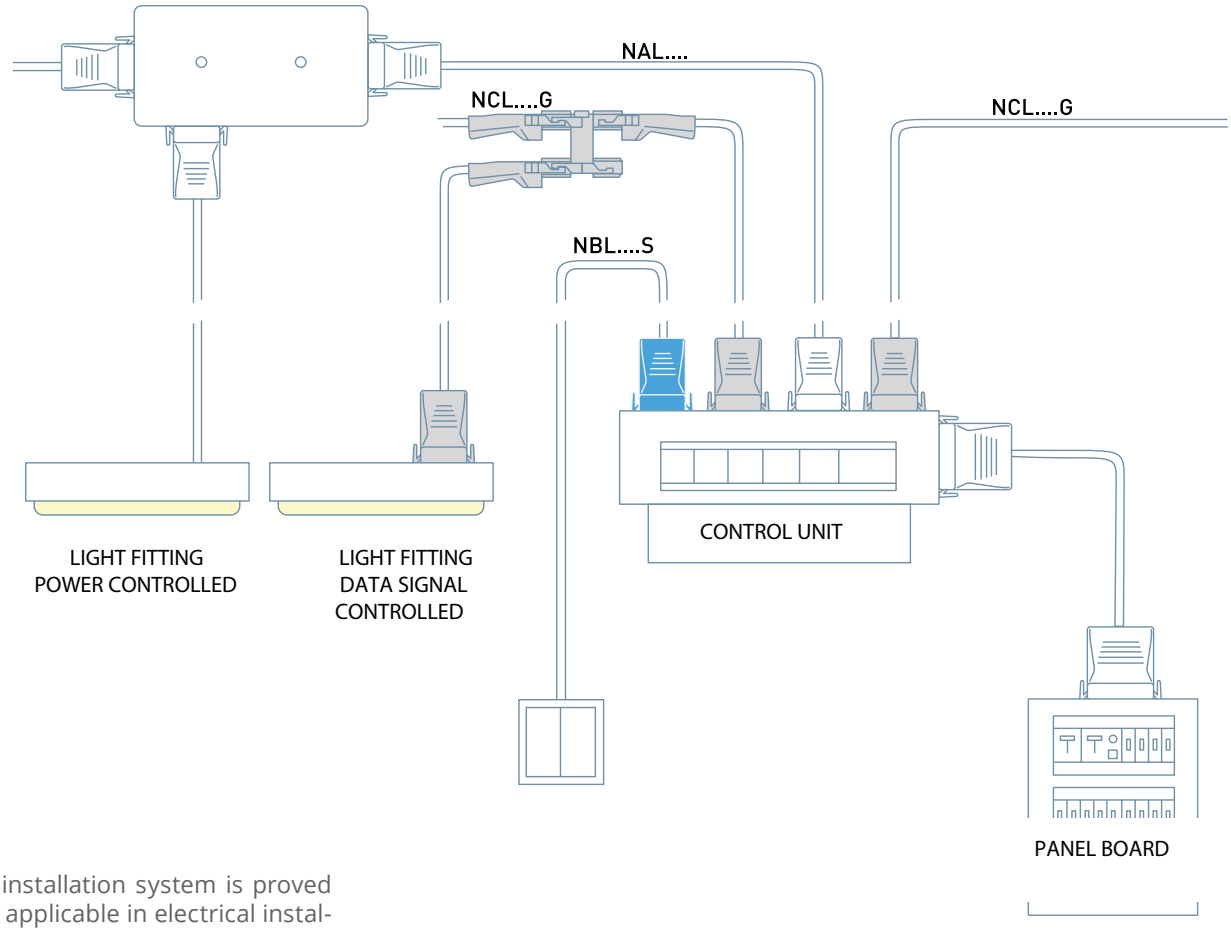

EnstoNet installation system is proved to be well applicable in electrical installations in serial production. Typical objects are e.g. ship cabins, hotel rooms and different emergency lodgings and temporary accommodation where complete elements are transported to their places as separate modules.

The ship cabins complete with walls, ceilings, cables, lighting fixtures and interior details are assembled in a factory and the prefabricated cabin modules are placed aboard the ship and connected to the electrical network using EnstoNet couplers. The prefabricated coupling enables considerably faster electrical installation, both in the cabin production unit and on the ship.

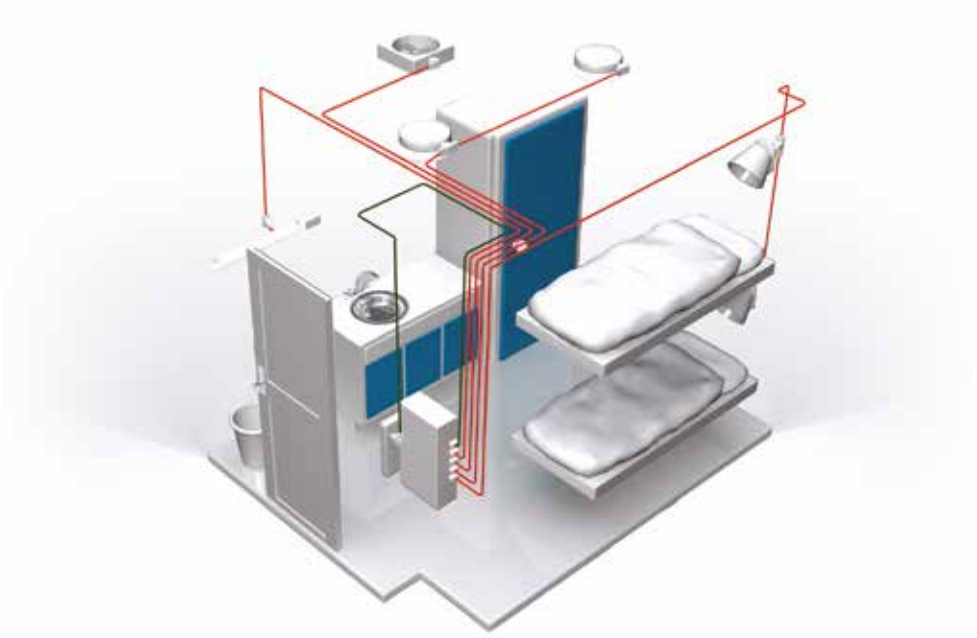

© ENSTO 2019

Customized Products

Ensto's comprehensive off-the-shelf product offering provides solutions for most customer needs. However, sometimes the challenge at hand calls for customized products. We're here to help.

Distribution and Connection Boxes

Distribution and connection boxes for versatile coupling of electric networks and lighting control can be manufactured with different connectors, circuitry and modifications:

- different combinations of 2- , 3- and 5-pole connectors
- white and black connectors for power supply
- blue and grey connectors for controls
- combinations of power supply and control
- different internal circuitry options

Prefabricated Leads

In addition to off-the-shelf products, we manufacture customized prefabricated leads for connecting electric appliances as well as for internal circuitry. Variable features include:

- length
- stripping of the free end
- wire clip

Control Units

An enclosed structure of the control unit enables the use of project-specific control solutions in plug connector installations. The designer defines the required control functions. The implementation and manufacturability is then determined based on these definitions. The control unit can include:

- circuit breakers
- RCCBs
- contactors
- bus control devices (DALI, KNX)
- energy meters

Product cards, dimensional drawings and 3D models can be found at www.ensto.com/en-US/products.

© ENSTO 2019

Legal Notice

The information in this brochure is to the best of Ensto´s knowledge and belief correct and reliable. We reserve the right to make changes in the specifications, materials and production methods without further notice. Be aware of that you have to evaluate independently the suitability of each product for the intended application. Ensto does not give any assurance of any particular quality or performance. Our responsibilities for the products are set forth in the “Orgalime S 2000 General Conditions for the Supply of Mechanical, Electrical and Electronic Products”. The products shall be installed only by a competent person having nationally required knowledge. Ensto is not responsible for its distributors or for any misuse, incorrect installation or ignored national safety or other national provisions.

Please refer to the full legal notice with terms and conditions on our website: www.ensto.com/en-US/legalnotice

Copyright Ensto Oy 2019, Ensto ™

12/2019

ENSTO

Ensto USA LLC
5952 Peachtree Industrial Boulevard
Suite 13, Norcross, GA 30071, USA
Tel. +1 404 384 3183, Fax +1 866 881 3334
info.usa@ensto.com

ensto.us